

California's Older Adults and Adults with Disabilities

Part of a series, available at www.chcf.org.

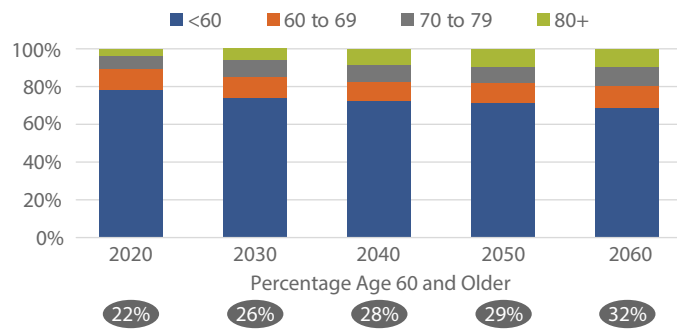
CALIFORNIA HEALTH CARE ALMANAC QUICK REFERENCE GUIDE

NOVEMBER 2024



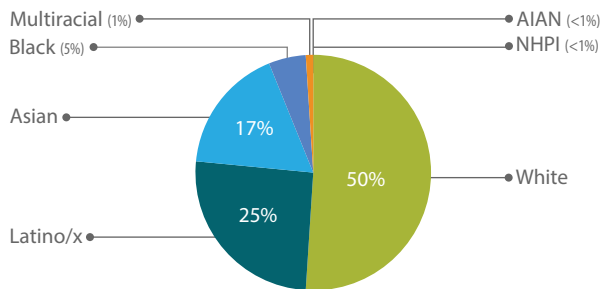
California Health Care Foundation

Population by Age, California, 2020 to 2060



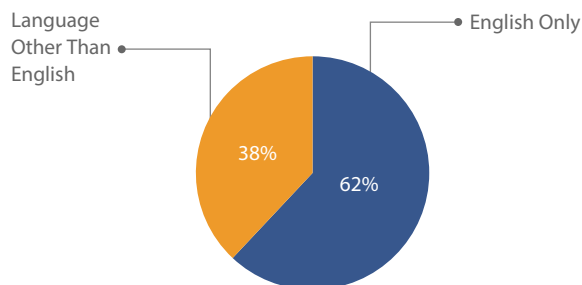
Note: Data for 2030 through 2060 are projections.

Californians Age 60+, by Race/Ethnicity, 2022

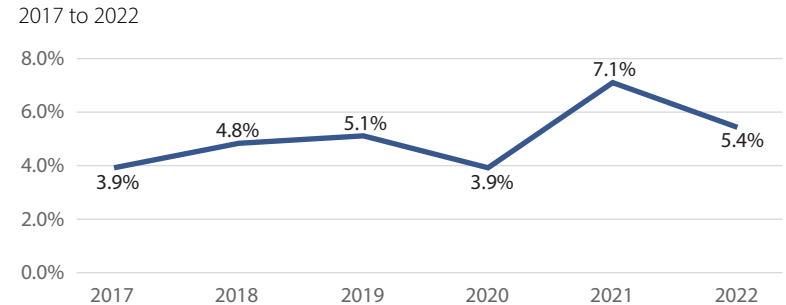


Notes: AIAN is American Indian and Alaska Native. NHPI is Native Hawaiian and Pacific Islander. Source uses *Hispanic*. Figures may not sum due to rounding.

Californians Age 60+, by Language Spoken at Home, 2022

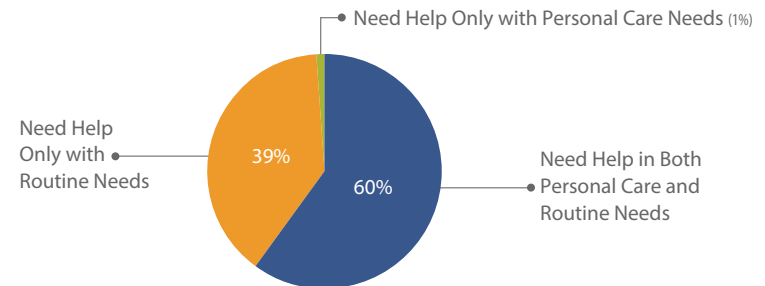


Californians Age 60+ Self-Reporting Serious Psychological Distress 2017 to 2022



Note: Aggregate measure based on six questions related to feelings of nervousness, hopelessness, restlessness or fidgetiness, depression, like everything required effort, and worthlessness in the past year.

Californians Age 60+ with a Self-Identified Difficulty Who Need Help, 2019 to 2020



Notes: *Personal care needs* (activities of daily living) include help with eating, bathing, dressing, and getting around inside the home. *Routine needs* (instrumental activities of daily living) include help with everyday household chores, necessary business, and shopping. Needs are self-identified.

Californians Age 65+ Experiencing Cognitive Decline, 2015 to 2018



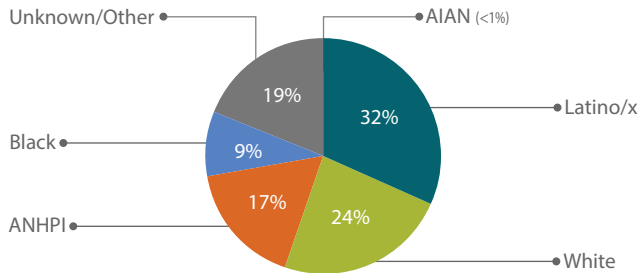
Sources: *Report P-1B: Population Projections by Individual Year of Age, California, 2020-2060*, California Dept. of Finance, July 2023; and "MPA Data Dashboard," California Dept. of Aging, accessed August 16, 2024.

California's Older Adults and Adults with Disabilities, CONTINUED

Medi-Cal Enrollees, 2017 and 2022

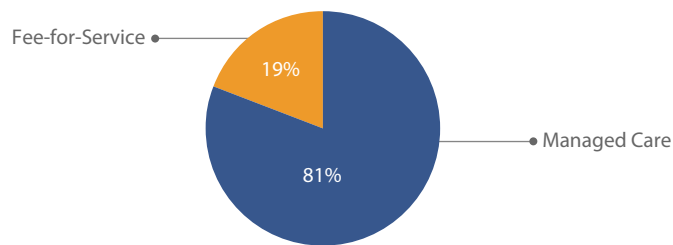
	2017	2022
Enrollees 65+ or Disabled	2,355,295	2,391,417
Enrollees 65+	1,341,487	1,666,437

Medi-Cal Enrollees Age 65+ or Disabled, by Race/Ethnicity, 2022

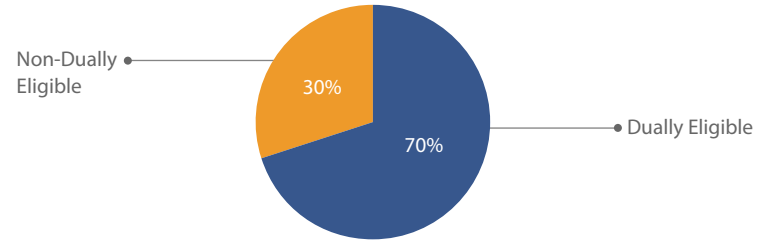


Notes: *AIAN* is American Indian and Alaska Native. *ANHPI* is Asian, Native Hawaiian, and Pacific Islander. Source uses *Asian/PI* and *Hispanic*. Figures may not sum due to rounding.

Medi-Cal Enrollees Age 65+ or Disabled, by Medi-Cal Delivery System, 2022

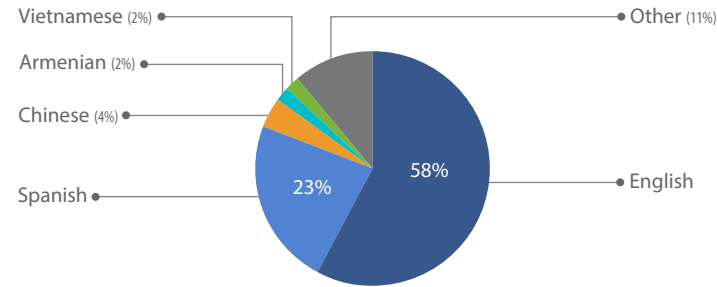


Medi-Cal Enrollees Age 65+ or Disabled, by Dual Status, 2022



Notes: Data based on monthly count in December 2022. *Dual status* and *dually eligible* refer to people eligible for and enrolled in both Medicare and Medi-Cal.

Medi-Cal Enrollees Age 65+ or Disabled, by Primary Language Spoken, 2022



Sources: Author analysis of [Medi-Cal Long-Term Services and Supports Data 2022](#), California Health and Human Services Agency, last updated December 19, 2023; and [Medi-Cal Monthly Eligible Fast Facts](#), California Dept. of Health Care Services, October, 2023.