



CHCF

California's Registered Nurses

Part of a series, available at www.chcf.org.

CALIFORNIA HEALTH CARE ALMANAC QUICK REFERENCE GUIDE

November 2024

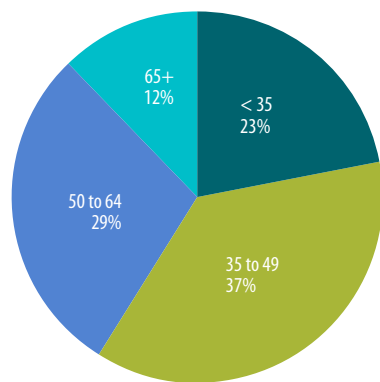
Employment, 2012 and 2022

CALIFORNIA	PER 100K POPULATION				
	2012	2022	CHANGE	2012	2022
Registered Nurses	249,980	325,620	+30%	685.7	834.3
Nurse Midwives	400	910	+128%	1.1	2.3
Nurse Anesthetists	940	2,000	+113%	2.5	5.1
Nurse Practitioners	9,720	19,130	+97%	25.6	49.0
UNITED STATES	2012	2022	CHANGE	2012	2022
Registered Nurses	2,633,980	3,072,700	+17%	839.3	921.9
Nurse Midwives	5,710	7,950	+39%	1.8	2.4
Nurse Anesthetists	34,180	46,540	+36%	10.9	14.0
Nurse Practitioners	105,780	258,230	+144%	33.7	77.5

Note: According to the US Bureau of Labor Statistics, registered nurses exclude nurse anesthetists, nurse midwives, and nurse practitioners; they are estimated separately.

Sources: [Occupational Employment and Wage Statistics](#) (May 2012 and May 2022), US Bureau of Labor Statistics; [Annual Estimates of the Resident Population for the United States, Regions, States, and Puerto Rico: April 1, 2020 to July 1, 2022](#) (NST-EST2022-SR11H), US Census Bureau; [Annual Estimates of the Resident Population Estimates by Sex, Race, and Hispanic Origin for California: April 1, 2020 to July 1, 2022](#) (SC-EST2022-SR11H-06) (XLSX), US Census Bureau, and [Annual Estimates of the Resident Population for the United States, Regions, States, and Puerto Rico: April 1, 2010 to July 1, 2015](#) (NST-EST2015-01), US Census Bureau.

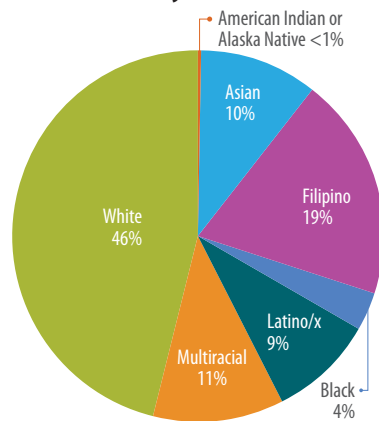
Age, 2022



Notes: Data include RNs with active licenses who are employed in California. Data are weighted to represent all RNs with active licenses.

Source: Lela Chu and Joanne Spetz, [California Board of Registered Nursing 2022 Survey of Registered Nurses](#) (PDF), UCSF, January 23, 2024.

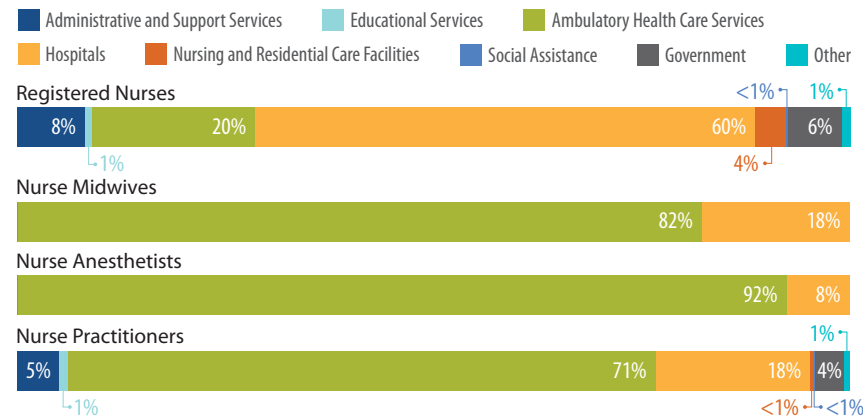
Race/Ethnicity, 2022



Notes: Data include RNs with active licenses who reside in California. Asian includes *Asian Indian* and *Other Asian*. Source uses *Black / African American*, *Hispanic, Mixed*, *Native American Indian / Eskimo*. Data are weighted to represent all RNs with active licenses.

Source: Lela Chu and Joanne Spetz, [California Board of Registered Nursing 2022 Survey of Registered Nurses](#) (PDF), UCSF, January 23, 2024.

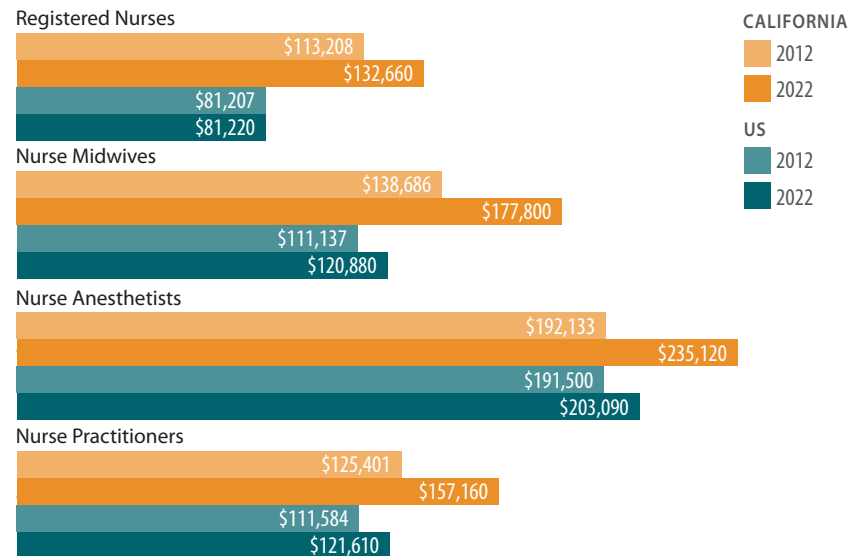
Work Setting, 2022



Notes: *Other* includes manufacturing; finance and insurance; professional, scientific, and technical services; management of companies and enterprises; and other services (except public administration). Employment estimate for registered nurses not available for *wholesale trade* and *retail trade*.

Source: [Occupational Employment and Wage Statistics: OEWS Research Estimates by State and Industry](#) (May 2022), US Bureau of Labor Statistics.

Real Median Annual Wages, 2012 and 2022



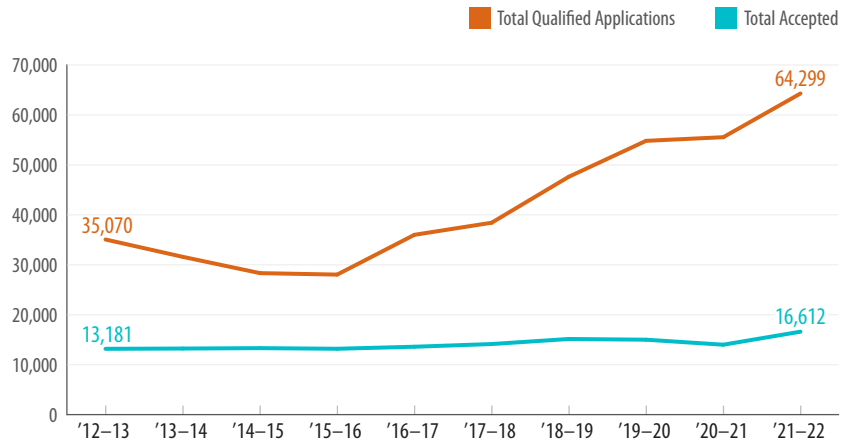
Note: 2012 values have been adjusted for inflation and are expressed as 2022 dollars.

Sources: [Occupational Employment and Wage Statistics](#) (May 2012 and May 2022), US Bureau of Labor Statistics (BLS); and [Consumer Price Index Inflation Calculator](#), BLS.

California's Registered Nurses | Continued

Prelicensure Education Programs, 2013 to 2022

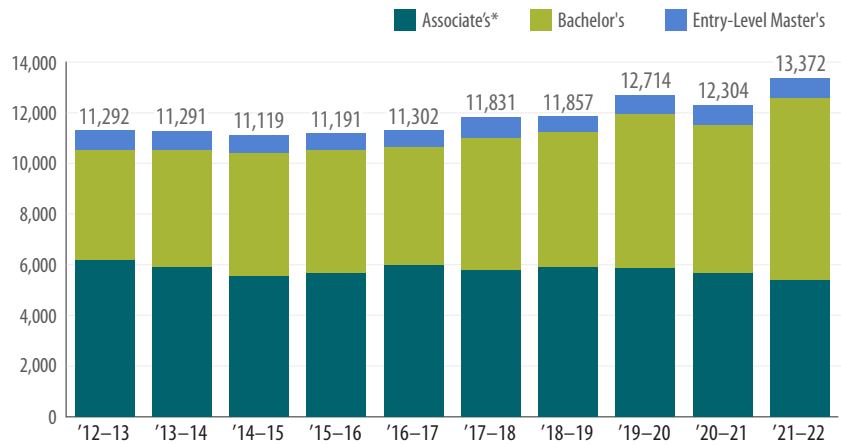
APPLICATIONS



Note: Qualified applications do not represent people; a change in the number of applications may not represent an equivalent change in the number of people applying to nursing school.

Source: Lisel Blash and Joanne Spetz, [California Board of Registered Nursing 2021-2022 Annual School Report: Data Summary and Historical Trend Analysis](#) (PDF), UCSF, August 16, 2023.

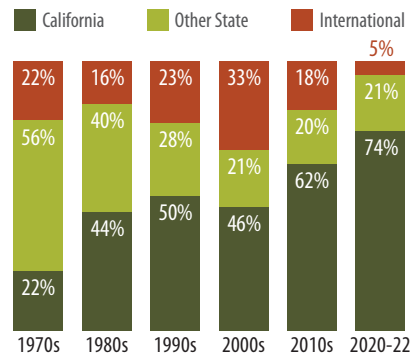
GRADUATES, BY DEGREE LEVEL



*Includes LVN-to-ADN programs.

Source: Lisel Blash and Joanne Spetz, [California Board of Registered Nursing 2021-2022 Annual School Report: Data Summary and Historical Trend Analysis](#) (PDF), UCSF, August 16, 2023.

Location of Initial Education



Notes: Data include RNs with active licenses who reside in California, by decade of graduation. Figures may not sum due to rounding. Data are weighted to represent all RNs with active licenses.

Source: Lela Chu and Joanne Spetz, [California Board of Registered Nursing 2022 Survey of Registered Nurses](#) (PDF), UCSF, January 23, 2024.

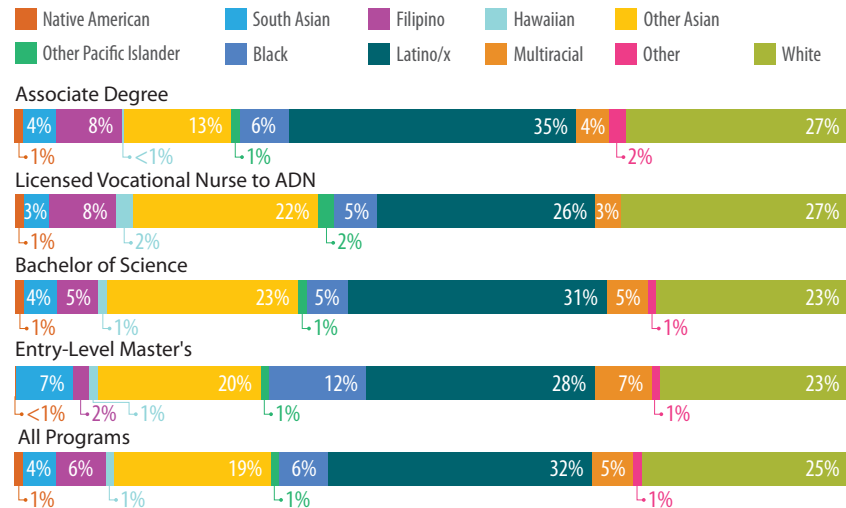
Prelicensure Programs, 2022

DEGREE TYPE	NUMBER	GRADUATES
Associate's*	91	5,380
Bachelor's	48	7,197
Entry-Level Master's	13	795
Total	152	13,372

* Includes LVN-to-ADN programs.

Source: Lisel Blash and Joanne Spetz, [California Board of Registered Nursing 2021-2022 Annual School Report: Data Summary for Pre-Licensure Programs](#) (PDF), UCSF, August 7, 2023.

Prelicensure Program Enrollment, by Race/Ethnicity, 2022



Notes: Source uses African American, Hispanic, and Multi-race. Figures may not sum due to rounding.

Source: Lisel Blash and Joanne Spetz, [California Board of Registered Nursing 2021-2022 Annual School Report: Data Summary for Pre-Licensure Nursing Programs](#) (PDF), UCSF, August 7, 2023.



CHCF

California Health Care Foundation

www.chcf.org