



CHCF

California's Physician Assistants

Part of a series, available at www.chcf.org.

CALIFORNIA HEALTH CARE ALMANAC QUICK REFERENCE GUIDE

November 2024

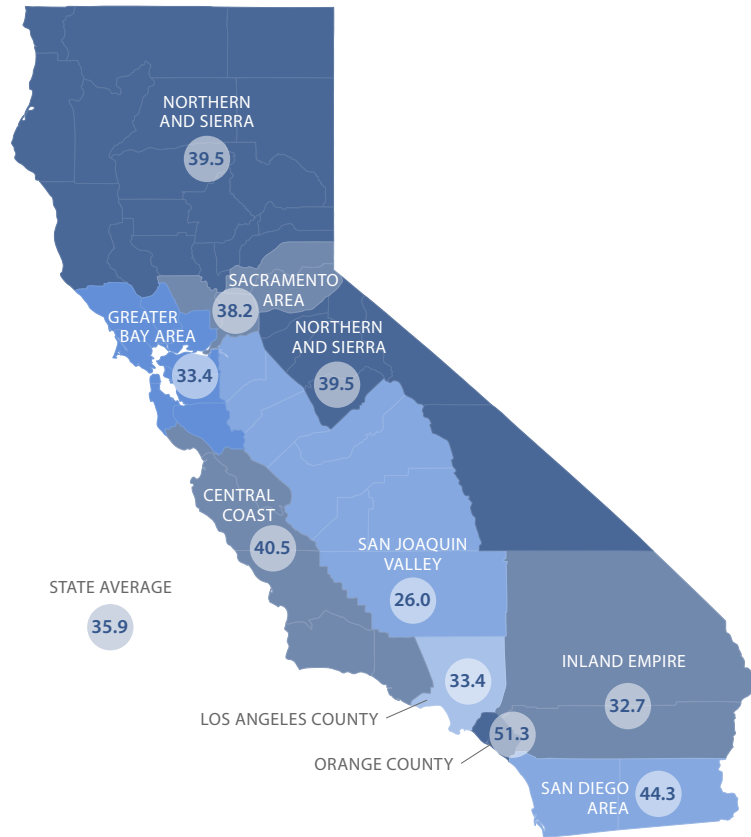
Employment, 2012 and 2022

| | 2012 | 2022 | CHANGE |
|------------|--------|---------|--------|
| California | 7,310 | 15,540 | 113% |
| US | 83,640 | 140,910 | 69% |

Source: [Occupational Employment and Wage Statistics](#) (May 2012 and May 2022).

Active Licensees per 100K Population, 2022

BY REGION



Note: Geographic location is based on mailing address of record (business or residence).

Sources: Author calculations based on "Public Information - Licensee Lists Overview," California Dept. of Consumer Affairs; and [Annual Estimates of the Resident Population for Counties in California: April 1, 2020 to July 1, 2022 \(CO-EST2022-POP-06\)](#) (XSLX), US Census Bureau.

Real Median Wages, 2012 and 2022

California

2012 \$126,902

2022 \$142,520

United States

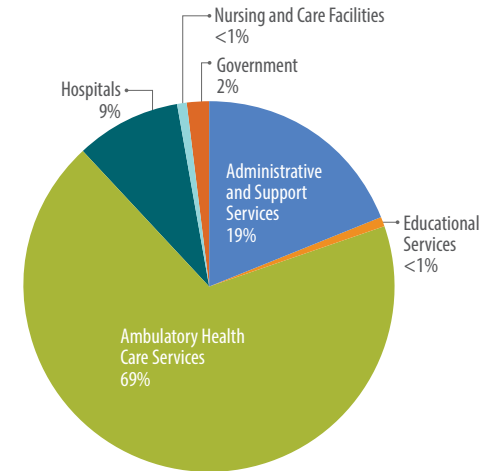
2012 \$112,787

2022 \$126,010

Note: 2012 wages have been adjusted for inflation and are expressed as 2022 dollars.

Sources: [Occupational Employment and Wage Statistics](#) (May 2012 and May 2022), US Bureau of Labor Statistics (BLS); and [Consumer Price Index Inflation Calculator](#), BLS.

Work Setting, 2022



Note: Figures may not sum due to rounding.

Source: "Occupational Employment and Wage Statistics: OEWS Research Estimates by State and Industry," (May 2022), US Bureau of Labor.

California's Physician Assistants | Continued

Programs and Graduates, 2022

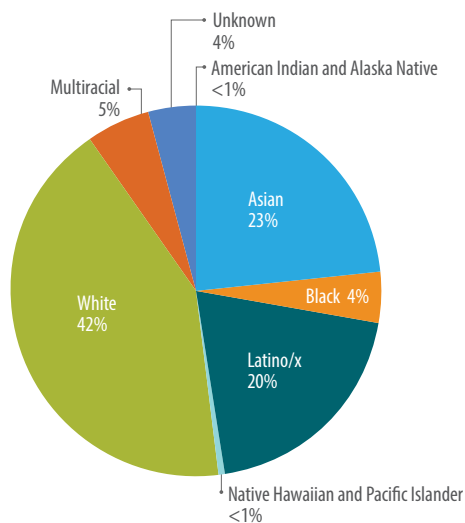
| | PROGRAMS | GRADUATES |
|---------|----------|-----------|
| Public | 2 | 94 |
| Private | 18 | 598 |

Note: Seventeen of the private postsecondary institutions sponsoring physician assistant education have nonprofit status; one program is for-profit.

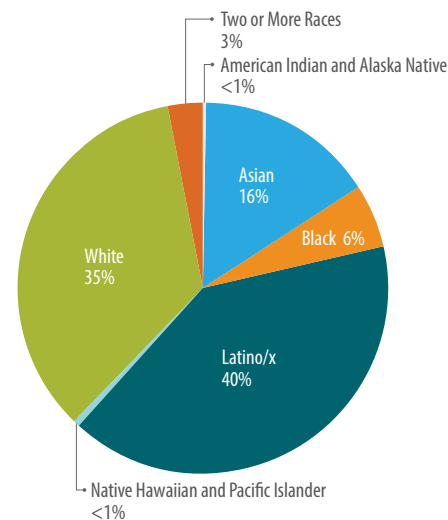
Sources: [Accreditation Review Commission on Education for the Physician Assistant](#); and [IPEDS Completions Survey \(2022\)](#), US Dept. of Education.

Race/Ethnicity, 2022

PHYSICIAN ASSISTANT GRADUATES



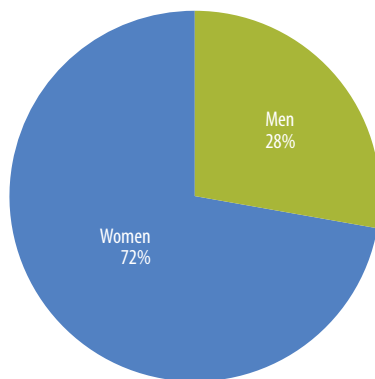
TOTAL CALIFORNIA POPULATION



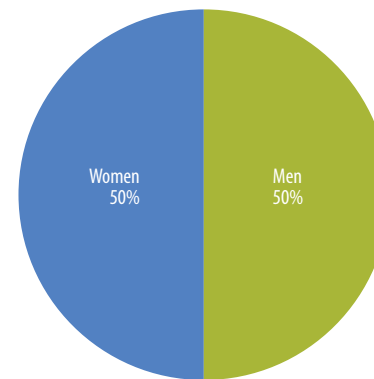
Notes: *Unknown* includes unknown and US nonresident. Sources use *Black* or *African American* and *Two or more races*. IPEDS uses *Hispanic* or *Latino*. US Census Bureau uses *Hispanic*. Figures may not sum due to rounding.

Gender, 2022

PHYSICIAN ASSISTANT GRADUATES



TOTAL CALIFORNIA POPULATION



Note: Figures may not sum due to rounding.

Sources: [IPEDS Completions Survey \(2022\)](#), US Dept. of Education; and [Annual Estimates of the Resident Population Estimates by Sex, Race, and Hispanic Origin for California: April 1, 2020 to July 1, 2022 \(NC-EST2022-SR11H-06\)](#), US Census Bureau.



CHCF

California
Health Care
Foundation

www.chcf.org