



CHCF

California's Licensed Vocational Nurses

Part of a series, available at www.chcf.org.

CALIFORNIA HEALTH CARE ALMANAC QUICK REFERENCE GUIDE

November 2024

Employment, 2012 and 2022

	2012	2022	CHANGE
California	61,950	73,740	+19%
US	718,800	632,020	-12%

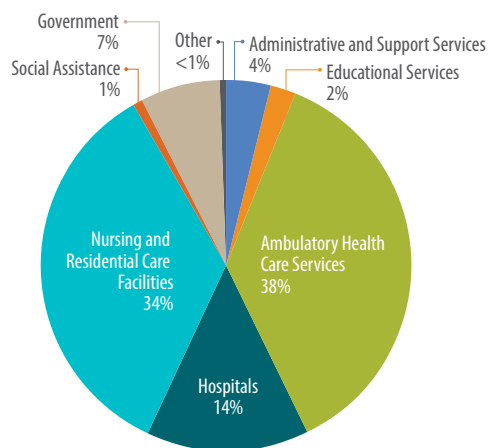
Sources: [Occupational Employment and Wage Statistics](#) (May 2012 and May 2022), US Bureau of Labor Statistics.

Employment per 100K, 2012 and 2022

	2012	2022
California	162.8	188.9
US	236.1	189.6

Sources: Author calculations based on [Occupational Employment and Wage Statistics](#) (May 2012 and May 2022), US Bureau of Labor Statistics; [Annual Estimates of the Resident Population Estimates by Sex, Race, and Hispanic Origin for the United States; April 1, 2020 to July 1, 2022 \(NC-EST2022-SR11H\)](#), US Census Bureau; and [Annual Estimates of the Resident Population Estimates by Sex, Race, and Hispanic Origin for California; April 1, 2020 to July 1, 2022 \(SC EST2022-SR11H-06\)](#) (XLSX), US Census Bureau and Annual Estimates of the Resident Population for the United States, Regions, States, and Puerto Rico: April 1, 2010 to July 1, 2015 (NST-EST2015-01), US Census Bureau.

Work Setting, 2022



Notes: Other includes management of companies and enterprises and other services (except public administration).

Source: "Occupational Employment and Wage Statistics: OFWS Research Estimates by State and Industry" (May 2022), US Bureau of Labor Statistics.

Real Median Wages, 2012 and 2022



United States



Note: 2012 values have been adjusted for inflation and are expressed as 2022 dollars.

Sources: [Occupational Employment and Wage Statistics](#) (May 2012 and May 2022), US Bureau of Labor Statistics (BLS); and [Consumer Price Index Inflation Calculator](#), BLS.

LVN Program Graduates, 2022

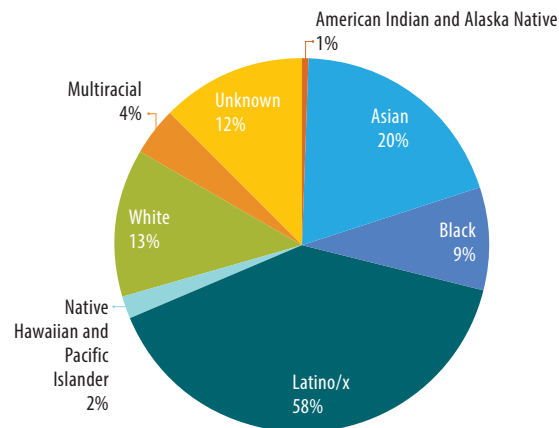
	NUMBER	PERCENTAGE
Public or Nonprofit Program	1,362	19%
Private For-Profit Program	5,935	81%

Licensure Pass Rates, First-Time Candidates, 2022

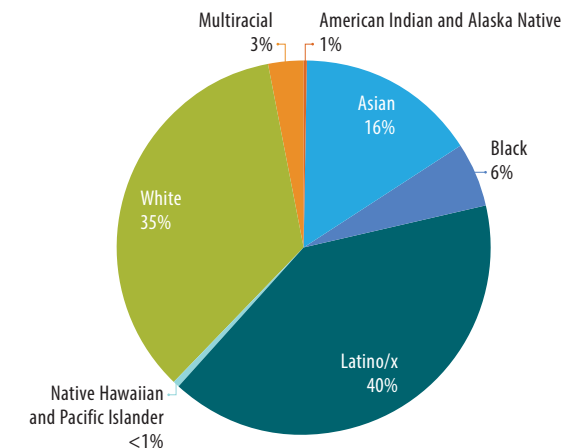
	NUMBER	PERCENTAGE
Public or Nonprofit Program	841	87%
Private For-Profit Program	4,420	77%

Sources: [IPEDS Completions Survey](#) (2022), US Dept. of Education; and authors' calculation of school-level PNCLEX data published by the California Board of Vocational Nursing & Psychiatric Technicians.

Program Graduates by Race/Ethnicity, 2022



California Population, 2022



Notes: Unknown includes unknown and US nonresident. Sources use Black or African American, and Two or more races. IPEDS uses Hispanic or Latino. US Census Bureau uses Hispanic. Figures may not sum due to rounding.

Sources: [IPEDS Completions Survey](#) (2022), US Dept. of Education; and [Annual Estimates of the Resident Population Estimates by Sex, Race, and Hispanic Origin for California; April 1, 2020 to July 1, 2022 \(NC-EST2022-SR11H-06\)](#) (XLSX), US Census Bureau.