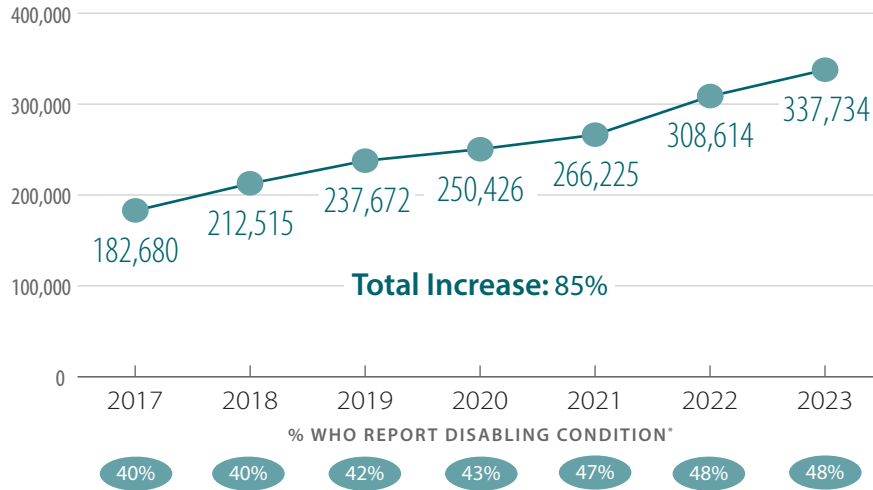




People Experiencing Homelessness in California

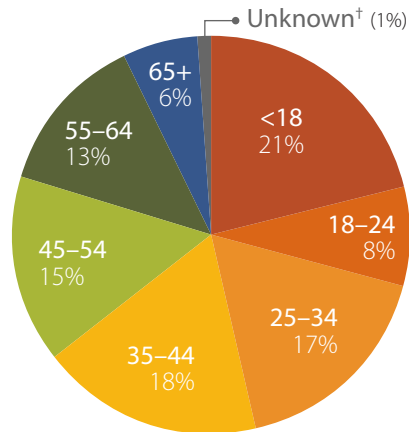
Available at www.chcf.org.

People Experiencing Homelessness, CALIFORNIA, 2017-23



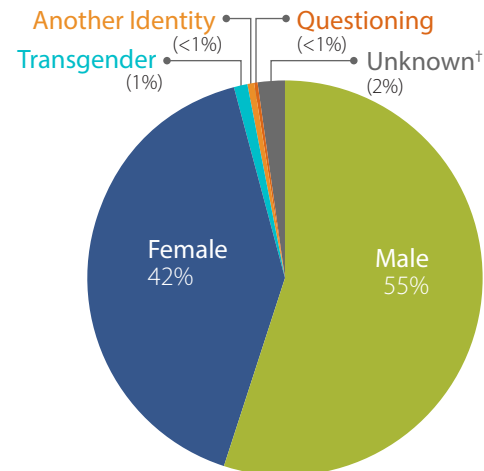
* Includes physical, mental, or emotional impairment that has a long-term disabling effect; a developmental disability; HIV/AIDS; or injury/illness incurred or aggravated during military service.

PEH by Age, CALIFORNIA, 2023



[†] Unknown was calculated by author.

PEH by Gender[‡], CALIFORNIA, 2023

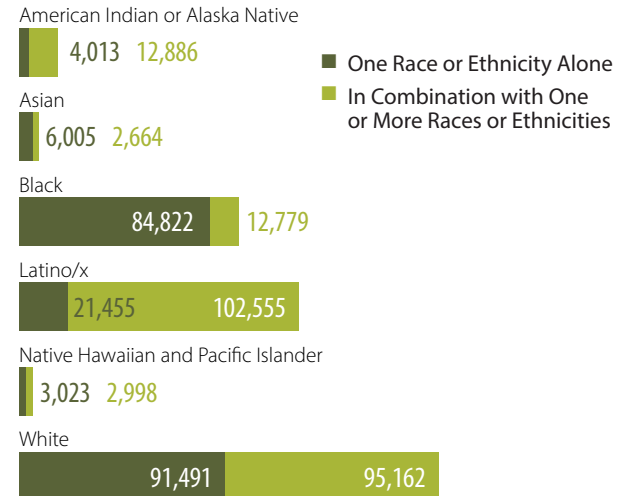


[‡] Another Identity includes culturally specific identity (e.g., Two-Spirit), nonbinary, and/or a different identity. Source uses *Cisgender man* and *Cisgender woman*.

Notes: *People experiencing homelessness* (PEH) are those who at any point in the calendar year (1) accessed lodging services through emergency shelter, transitional housing, and/or safe haven projects; (2) entered into a permanent housing project from homelessness (i.e., permanent supportive housing, housing only, housing with services, rapid rehousing); or (3) reported living in a homeless situation (e.g., they are living in a place not meant for habitation, such as a vehicle) at the time they accessed other services. Disabling conditions, gender, and race and ethnicity data are self-reported.

Source: "Homeless Data Integration System," California Business, Consumer Services and Housing Agency, accessed April 29, 2024.

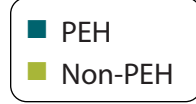
PEH by Race/Ethnicity, CALIFORNIA, 2023



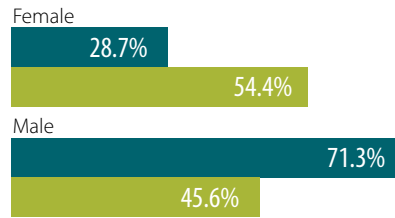
Notes: *White* includes Middle Eastern / North African. Source uses *American Indian, Alaska Native, or Indigenous*; *Black, African American, or African*; *Hispanic/Latina/e/o*. People are counted in each race or ethnicity with which they identified.

Inpatient Hospitalizations and Emergency Department Visits for PEH, 2019–2020

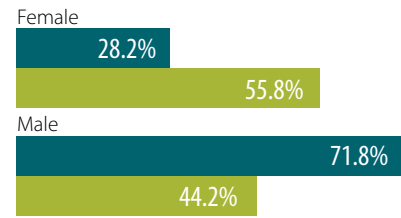
	NUMBER	% OF TOTAL
Hospitalizations	237,541	3.3%
ED Visits	658,644	2.9%



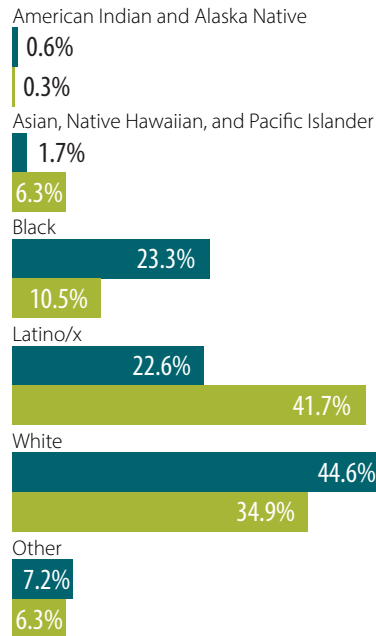
ED Visits, BY SEX



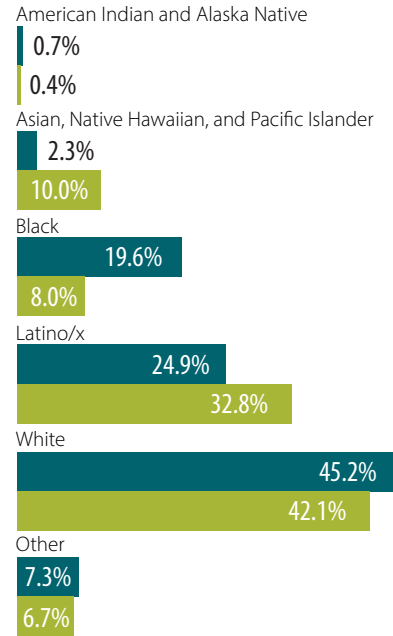
Hospitalizations, BY SEX



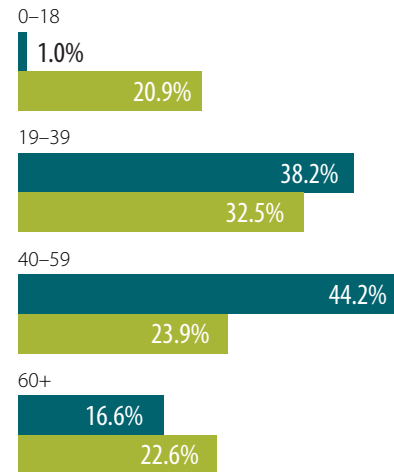
ED Visits, BY RACE/ETHNICITY



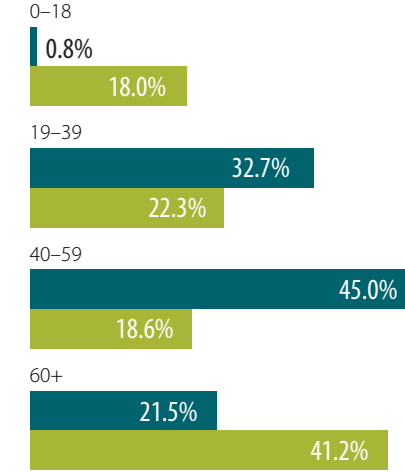
Hospitalizations, BY RACE/ETHNICITY



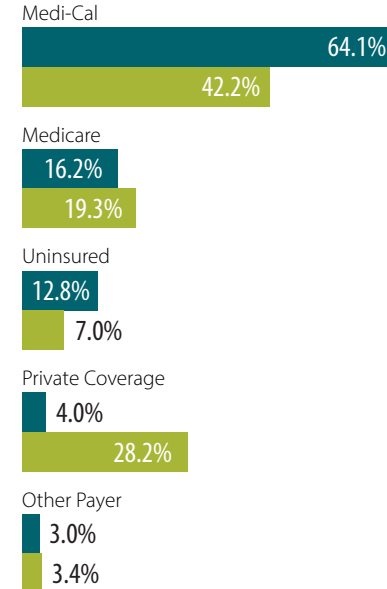
ED Visits, BY AGE



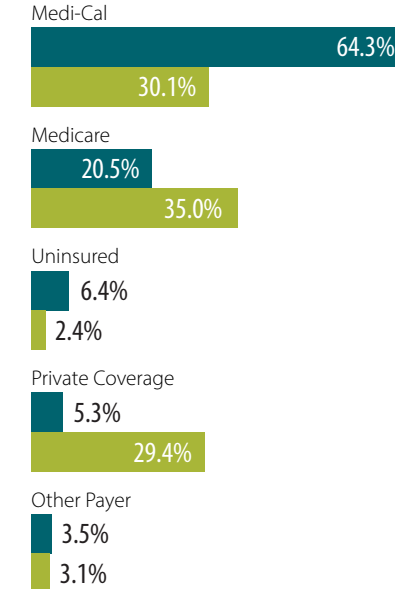
Hospitalizations, BY AGE



ED Visits, BY EXPECTED PAYER



Hospitalizations, BY EXPECTED PAYER



Notes: People experiencing homelessness (PEH) are defined as patients having a diagnosis code of "Z59.0" (homelessness) in any diagnosis position, a patient zip code of "ZZZZZ" (homeless), or both. ED is emergency department. Source uses Asian / Pacific Islander and Latino. Other race / ethnicity includes multiracial, other, unknown, invalid, and missing. Unknown sex is not included. Other payer includes workers' compensation, other government, Title V, disability, VA plan, other payer, invalid, and missing.

Source: *Inpatient Hospitalizations and Emergency Department Visits for Persons Experiencing Homelessness in California: Patient Demographics by Facility*, California Dept. of Health Care Access and Information.