



CHCF

Californians with Low Incomes*

| Part of a series, available at www.chcf.org.

CALIFORNIA HEALTH CARE ALMANAC QUICK REFERENCE GUIDE

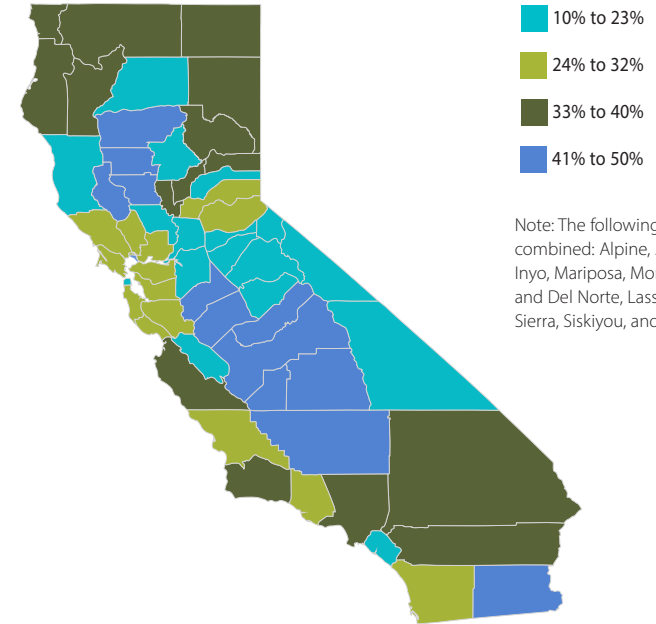
October 2024

Reference Points, 2022

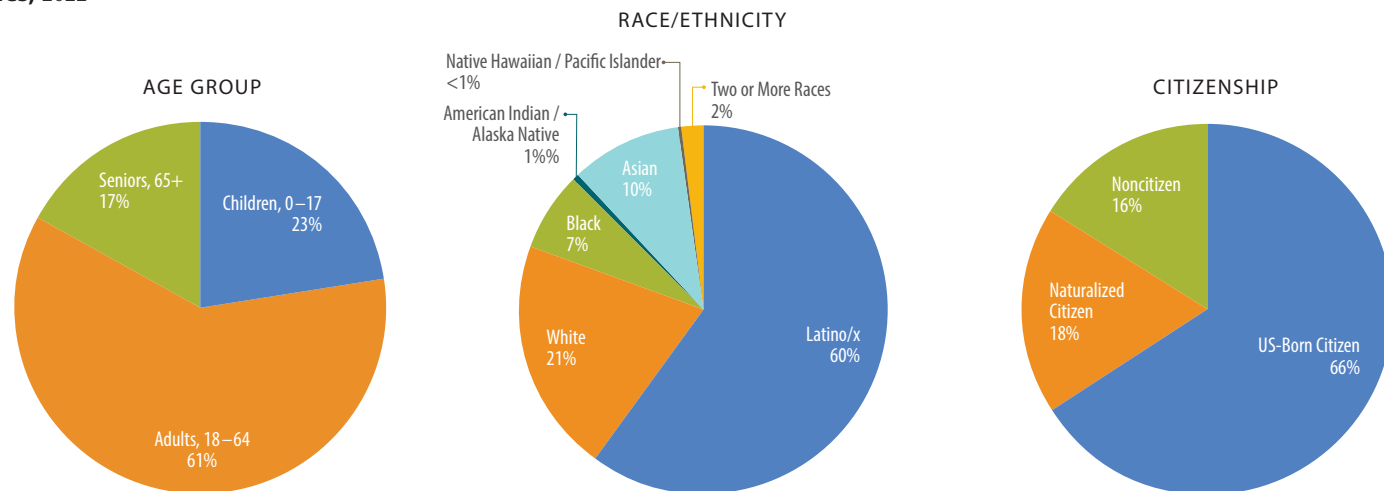
	<200% FPL	200%+ FPL
California Population (in Millions)	11.4	26.7
Income Spent on Health Care	6.1%	3.4%
Out-of-Pocket Expenses	\$1,481	\$8,755
INSURANCE COVERAGE		
Medi-Cal	64.4%	9.8%
Medicare Only	8.5%	16.1%
Other Public	1.4%	1.1%
Employment-Based	14.6%	64.2%
Privately Purchased	3.0%	4.9%
Uninsured	8.1%	3.9%

Notes: *Medi-Cal* includes *Medicare and Medi-Cal*. *Medicare* includes *Medicare and Others*.

Percentage of California Population, 2022



Demographics, 2022



* *Low income* is household income of less than 200% of federal poverty level (FPL). In 2022, the FPL was \$13,590 for an individual and \$27,750 for a family of four. Sources: *AskCHIS*; UCLA Center for Health Policy Research; and Blue Sky Consulting Group analysis of the Annual Social and Economic Supplement (ASEC) to the Current Population Survey (CPS), IPUMS, 2022.

Access to Care

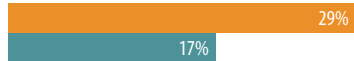
BY INCOME* LEVEL, 2022

DIFFICULTY FINDING...

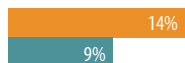
Primary Care†



Specialty Care†



PROBLEMS PAYING MEDICAL BILLS†



HEALTH CARE VISITS

Routine Checkup†



Emergency Room



Emotional/Mental and/or Alcohol/Drug Issues†



DELAYED NEEDED CARE DUE TO COST OR LACK OF INSURANCE



HEALTH CONDITIONS

Ever Diagnosed with Asthma



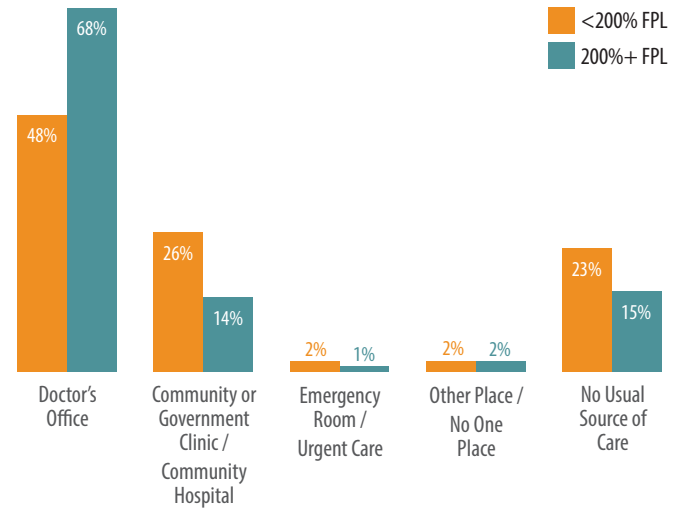
Serious Psychological Distress in the Past Year†



Ever Diagnosed with Heart Disease†



Usual Source of Care, 2022



Note: Doctor's office includes HMO and Kaiser.

Self-Reported Health Status

BY INCOME* LEVEL, 2022



Note: Figures may not sum due to rounding.

* Low income is household income of less than 200% of federal poverty level (FPL). In 2022, the FPL was \$13,590 for an individual and \$27,750 for a family of four.

† Adults only.

Source: "AskCHIS," UCLA Center for Health Policy Research.



CHCF

California
Health Care
Foundation

www.chcf.org