



KEY FINDINGS FROM THE 2024 CHCF CENTRAL VALLEY HEALTH POLICY SURVEY

KRISTOF STREMIKIS

MAY 14, 2024



California
Health Care
Foundation

THE 2024 CHCF CENTRAL VALLEY HEALTH POLICY SURVEY

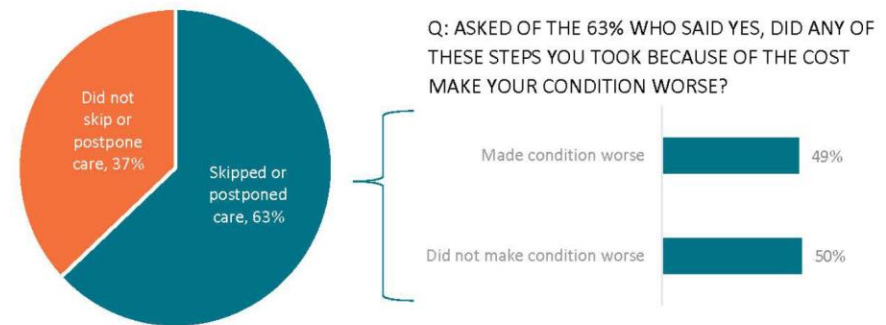
- CHCF regularly conducts statewide surveys to understand perspectives and experiences of Californians on a variety of health care topics.
- This year, we conducted a statistically representative survey of Central Valley (CV) respondents to understand local experiences and preferences given a number of significant developments in the region (e.g., Madera Community Hospital closure, Medi-Cal redetermination).
- Counties of Mariposa, Madera, Fresno, Kings, and Tulare were chosen based on catchment areas, care patterns, and discharge data.
- The survey includes 1,525 CV respondents age 18 and older, with multistage weighting. The survey was in the field from September to October 2023.
- Results are statistically representative for the region and allow for some comparisons among key sociodemographic groups and to the rest of California.



KEY TAKEAWAYS: HIGH HEALTH CARE COSTS AND MEDICAL DEBT

- More than 6 in 10 CV residents (63%) report skipping or delaying care due to cost in the last year. This is significantly higher than Californians in the rest of the state (52%).
- Nearly half (48%) of CV residents have medical debt, compared to 36% of Californians in the rest of the state.
- More than half (56%) of CV residents with low incomes have medical debt.
- 19% of CV residents have \$5,000 or more in medical debt.

Figure 16. More Than 6 in 10 Central Valley Residents Report Skipping Care Due to Cost; Nearly Half Say Skipping Care Made Their Condition Worse



Notes: Sample includes 3,431 California residents overall and 1,525 Central Valley residents age 18 and older. See topline for full question wording and response options. Figures may not sum due to rounding.

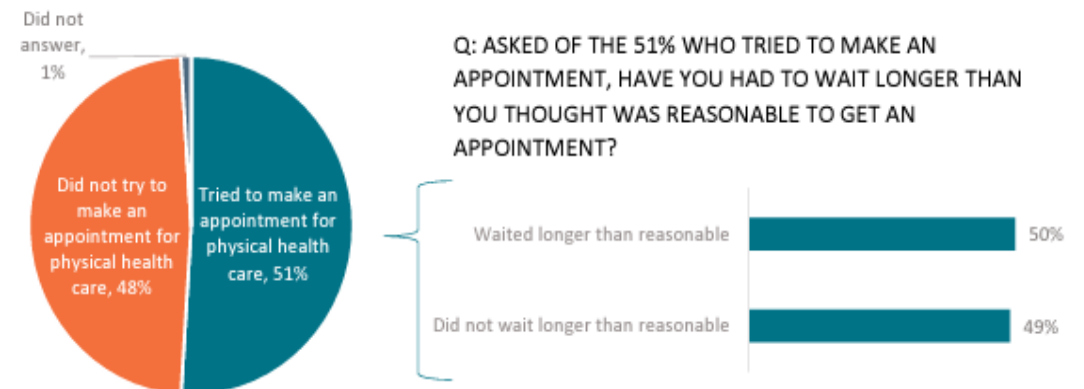
Source: CHCF/NORC California Health Policy Survey (September 18–October 25, 2023).

The 2024 CHCF Central Valley Health Policy Survey
CALIFORNIA HEALTH CARE FOUNDATION, APRIL 2024

KEY TAKEAWAYS: ACCESSING PHYSICAL HEALTH CARE

- More than one of three (35%) CV residents overall and 44% of CV residents with low incomes say it is difficult to access high-quality, affordable health care.
- More than one of three (35%) CV residents say it has gotten worse/harder to access high-quality, affordable care in recent years.
- Half (50%) of CV residents say they had to wait longer than reasonable for a physical health appointment.
- CV residents (78%) are less likely to have a regular doctor or health care provider than residents in the rest of the state (85%).

Figure 30. Half of Central Valley Residents Who Tried to Make a Physical Health Appointment Waited Longer Than They Thought Reasonable



Notes: Sample includes 3,431 California residents and 1,525 Central Valley residents age 18 and older. See topline for full question wording and response options. Figures may not sum due to rounding.

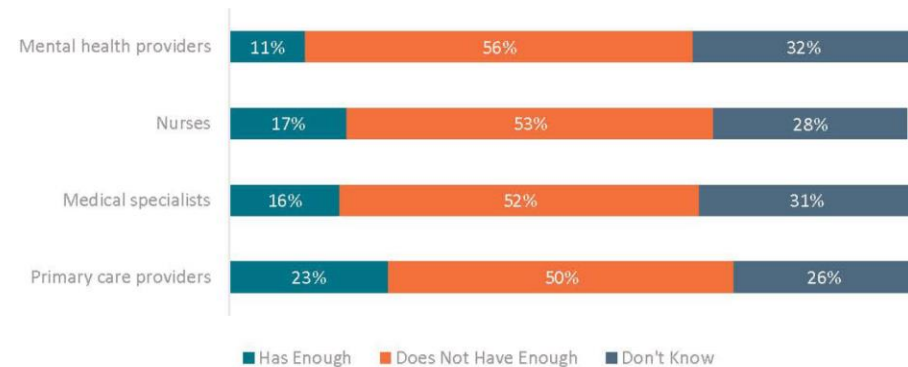
Source: CHCF/NORC California Health Policy Survey (September 18–October 25, 2023).

KEY TAKEAWAYS: ACCESSING MENTAL HEALTH CARE

- More than half (54%) CV residents report difficulty finding a mental health provider who takes their insurance.
- Two out of three (67%) CV residents say they had to wait longer than reasonable for a mental health appointment in the last year.
- More than half of CV residents think their community does not have enough providers, especially mental health providers.

Figure 51. Half of Central Valley Residents Think Their Community Does Not Have Enough Providers, Especially Mental Health Providers

Q: DO YOU THINK YOUR COMMUNITY HAS ENOUGH PROVIDERS TO SERVE THE NEEDS OF LOCAL RESIDENTS OR NOT?



Notes: Sample includes 3,431 California residents overall and 1,525 Central Valley residents age 18 and older. Did not answer not shown. See topline for full question wording and response options.

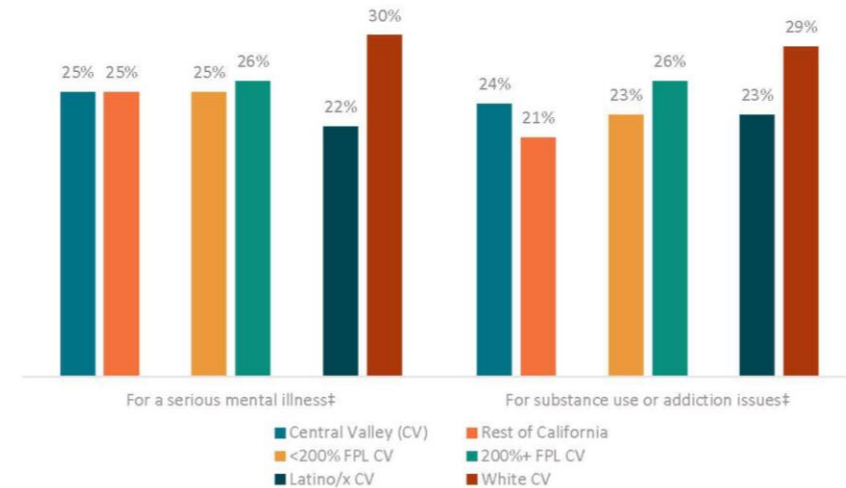
Source: CHCF/NORC California Health Policy Survey (September 18–October 25, 2023).

KEY TAKEAWAYS: TREATMENT FOR SERIOUS MENTAL ILLNESS, SUBSTANCE USE, OR ADDICTION ISSUES

- One in four (25%) CV residents says that they or someone close to them has needed treatment for a serious mental illness or a substance use or addiction issue.
- Two-thirds (66%) of CV residents say improvement is needed in treating people with substance use or addiction issues.

Figure 39. One in Four Central Valley Residents Has Needed or Had Someone Close to Them Need Treatment for a Serious Mental Illness or for Substance Use or Addiction Issues

PERCENTAGE WHO SAY THEY OR SOMEONE CLOSE TO THEM NEEDED TREATMENT



† $p < .05$ for differences between Latino/x and White respondents.

Notes: Sample includes 3,431 California residents overall and 1,525 Central Valley residents age 18 and older. See topline for full question wording and response options. FPL is federal poverty level.

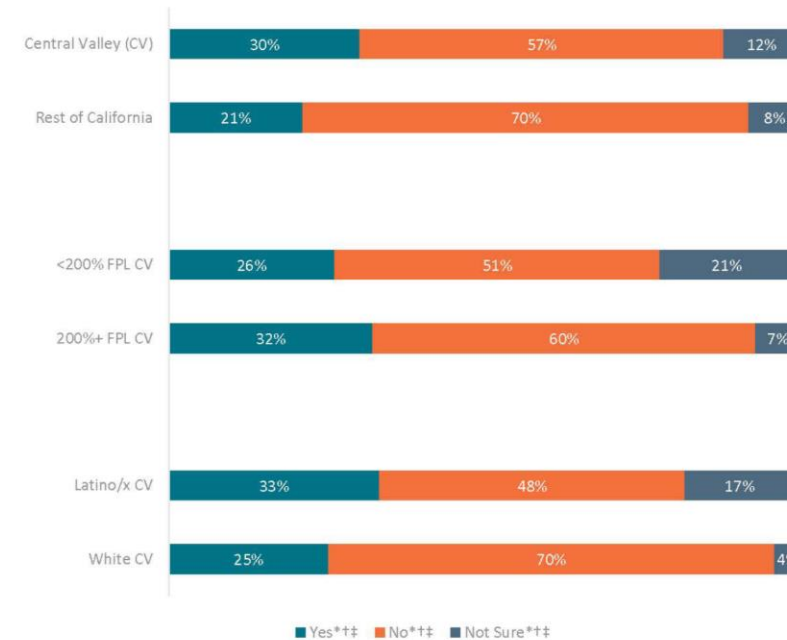
Source: CHCF/NORC California Health Policy Survey (September 18–October 25, 2023).

KEY TAKEAWAYS: HEALTH INSURANCE CHANGES

- Around one-third (30%) of CV residents report experiencing a change in health insurance coverage in the past year.
- Among those who changed insurance coverage, a third (33%) say their costs for coverage increased.

Figure 48. Three in 10 Central Valley Residents Experienced a Change in Health Insurance Coverage in the Last Year

Q: HAVE YOU EXPERIENCED A CHANGE IN HEALTH INSURANCE COVERAGE, SUCH AS GAINING, LOSING, OR SWITCHING, IN THE LAST 12 MONTHS?



* $p < .05$ for differences between the Central Valley and Rest of California.

† $p < .05$ for differences between income groups.

‡ $p < .05$ for differences between Latino/x and White respondents.

Notes: Sample includes 3,431 California residents overall and 1,525 Central Valley residents age 18 and older. “Don’t know” or did not answer not shown. See topline for full question wording and response options. FPL is federal poverty level.

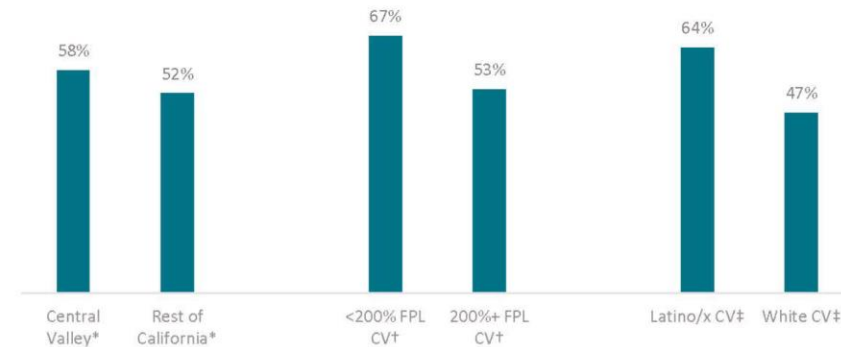
Source: CHCF/NORC California Health Policy Survey (September 18–October 25, 2023).

KEY TAKEAWAYS: HEALTH, WEATHER, AND ENVIRONMENTAL FACTORS

- More than half (58%) of CV residents overall and two-thirds (67%) of CV residents with low incomes are worried about the effect of weather on their or a family member’s physical or mental health.
- Around one-third (29%) of CV residents say weather or environmental factors impacted their or their family’s physical health in the last year; 20% say that it impacted their or their family’s mental health.

Figure 8. Nearly Six in 10 Californians in the Central Valley Are “Very” or “Somewhat” Worried About the Effect of Weather and Environmental Factors

PERCENTAGE WHO SAY THEY ARE “VERY” OR “SOMEWHAT” WORRIED ABOUT THE EFFECT OF WEATHER AND ENVIRONMENTAL FACTORS ON THEIR OR A FAMILY MEMBER’S PHYSICAL OR MENTAL HEALTH



* $p < .05$ for differences between the Central Valley and Rest of California.

† $p < .05$ for differences between income groups.

‡ $p < .05$ for differences between Latino/x and White respondents.

Notes: Sample includes 3,431 California residents overall and 1,525 Central Valley residents age 18 and older. See topline for full question wording and response options. FPL is federal poverty level.

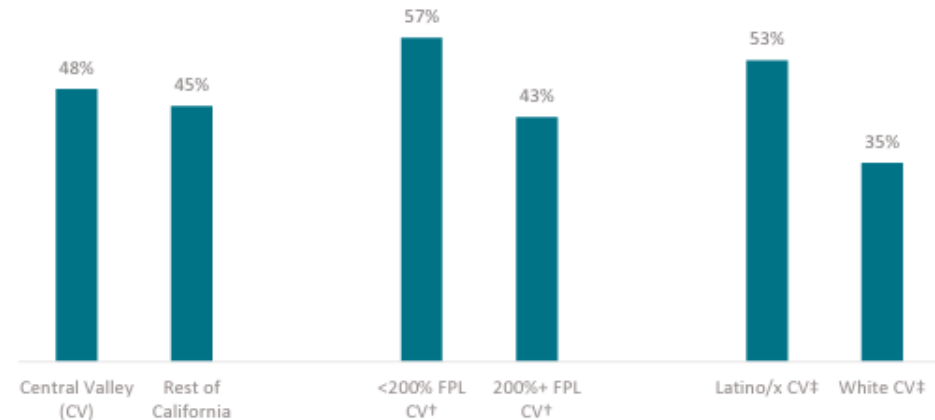
Source: CHCF/NORC California Health Policy Survey (September 18–October 25, 2023).

KEY TAKEAWAYS: VIEWS ON RACIAL EQUITY

- Around half (48%) of CV residents overall – and more than half (57%) of CV residents with lower incomes – say the health care system “regularly” or “occasionally” treats people unfairly based on race or ethnicity.
- Around half (49%) of CV residents say California has made progress in achieving racial and ethnic equity in the health care system in recent years.

Figure 14. More Than Half of Latino/x Central Valley Residents Think California’s Health Care System “Regularly” or “Occasionally” Treats People Unfairly Based on Their Race or Ethnic Background

CALIFORNIANS WHO SAY THAT THE HEALTH CARE SYSTEM “REGULARLY” OR “OCCASIONALLY” TREATS PEOPLE UNFAIRLY BASED ON THEIR RACE OR ETHNIC BACKGROUND



† $p < .05$ for differences between income groups.

‡ $p < .05$ for differences between Latino/x and White respondents.

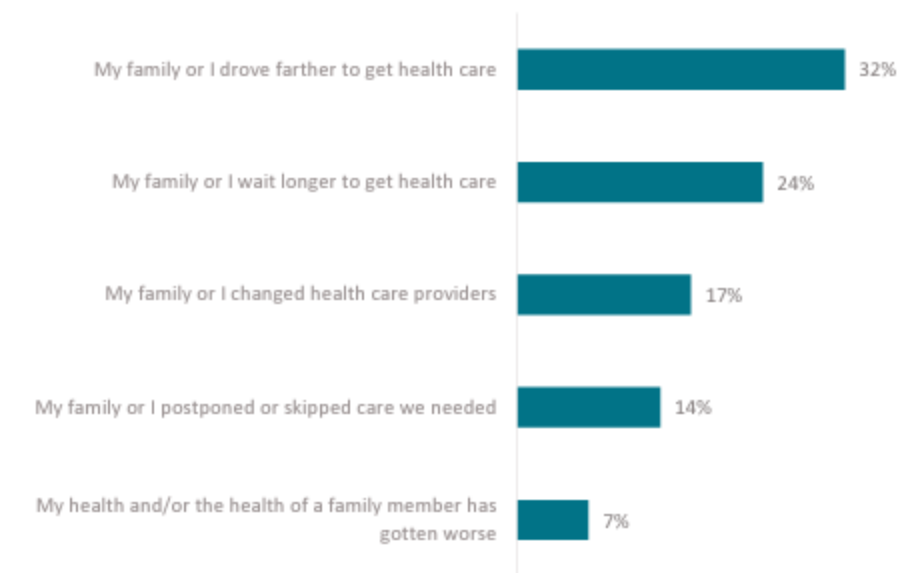
Notes: Sample includes 3,431 California residents overall and 1,525 Central Valley residents age 18 and older. See topline for full question wording and response options. FPL is federal poverty level.

KEY TAKEAWAYS: VIEWS ON HOSPITAL CLOSURES

- More than half (57%) of CV residents are worried about hospital closures, significantly higher than the rest of the state (44%).
- Around two-thirds (65%) of CV residents with low incomes are worried about hospital closures.
- Among those who live in a community with a hospital that closed, 32% report driving longer to get care, 24% report waiting longer to get care and 14% report skipping or postponing care.

Figure 53. The Most Reported Impacts of Hospital Closures Are Having to Drive Farther or Wait Longer for Health Care

ASKED OF RESPONDENTS WHO ANSWERED YES TO HOSPITAL CLOSURE: HOW HAS A HOSPITAL CLOSING IMPACTED THE HEALTH AND WELL-BEING OF YOU AND/OR YOUR FAMILY?



Notes: Sample includes 3,431 California residents overall and 1,525 Central Valley residents age 18 and older. See topline for full question wording and response options.

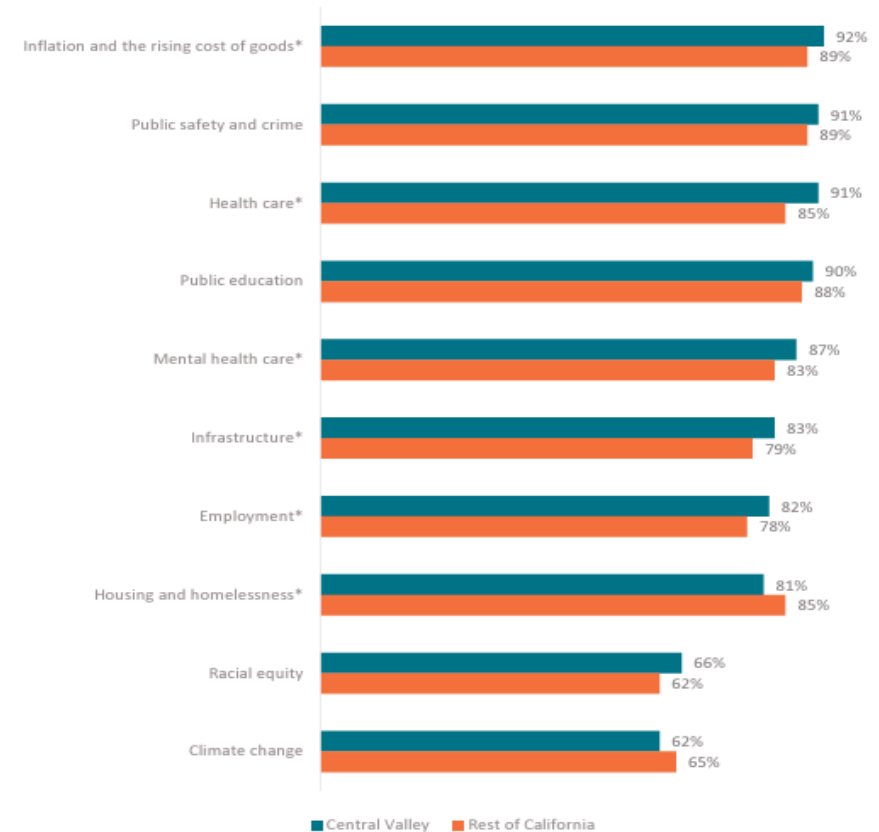
Source: CHCF/NORC California Health Policy Survey (September 18–October 25, 2023).

KEY TAKEAWAYS: PRIORITIES FOR STATE GOVERNMENT

- Nine in 10 (90%) CV residents want state government officials to focus on health care issues in the coming year.
- Nearly 9 in 10 (87%) CV residents want state officials to focus on addressing mental health issues.

Figure 1. Nine in 10 Central Valley Residents Want the State Government to Focus on Inflation, Public Safety, Health Care, and Public Education

PERCENTAGE OF CALIFORNIANS WHO SAY EACH IS “EXTREMELY” OR “VERY” IMPORTANT



* $p < .05$ for differences between the Central Valley and Rest of California.

Notes: Sample includes 3,431 California residents and 1,525 Central Valley residents age 18 and older. See topline for full question wording and response options.

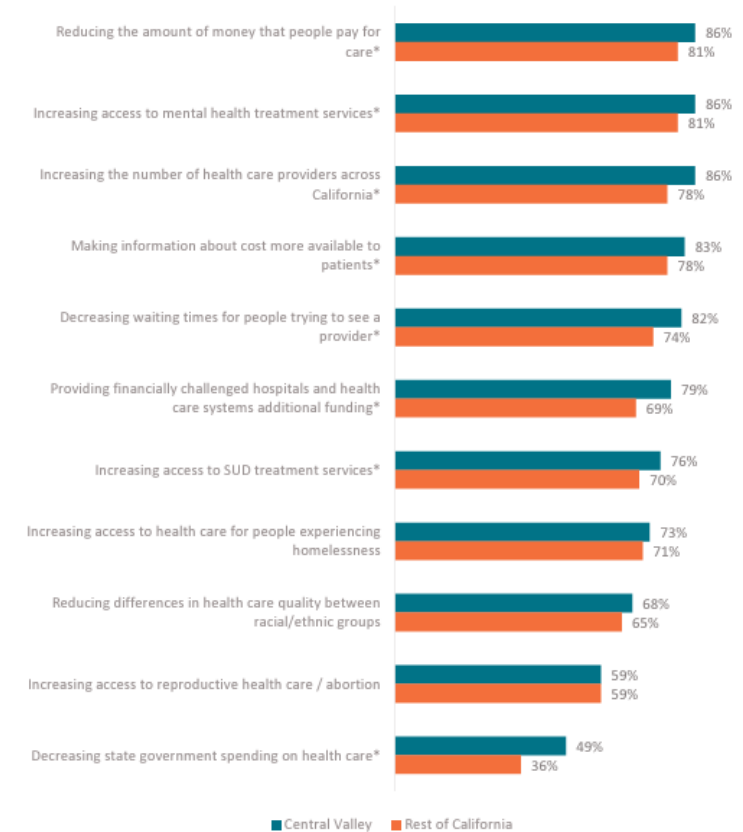
Source: CHCF/NORC California Health Policy Survey (September 18–October 25, 2023).

KEY TAKEAWAYS: HEALTH PRIORITIES FOR STATE GOVERNMENT

- Nearly 9 of 10 (86%) of CV residents say it is important for state policymakers to focus on:
 - Reducing the amount of money that people pay for care
 - Increasing access to mental health treatment services
 - Increasing the number of health care providers
- Making information about cost (83%) and decreasing waiting times (82%) was seen as important by more than 8 of 10 CV residents.

Figure 3. More Than 8 in 10 Central Valley Residents Say Five Health Care Priorities Are “Extremely” or “Very” Important

PERCENTAGE OF CALIFORNIANS WHO SAY EACH IS “EXTREMELY” OR “VERY” IMPORTANT



* $p < .05$ for differences between the Central Valley and Rest of California.

Notes: Sample includes 3,431 California residents and 1,525 Central Valley residents age 18 and older. See topline for full question wording and response options.



FOR MORE INFORMATION

- The 2024 CHCF Central Valley Health Policy Survey:
www.chcf.org/publication/the-2024-chcf-central-valley-health-policy-survey/
- www.chcf.org
- kstremikis@chcf.org