

California Health Insurers, Enrollment

Part of CHCF's *California Health Insurers and Enrollment – Almanac Collection*, available at www.chcf.org.

CALIFORNIA HEALTH CARE ALMANAC QUICK REFERENCE GUIDE

OCTOBER 2023



California Health Care Foundation

Insurers, by Regulator, 2022

Number of Insurers with Enrollment

Regulator	DMHC	CDI
Number of Insurers with Enrollment	93	57

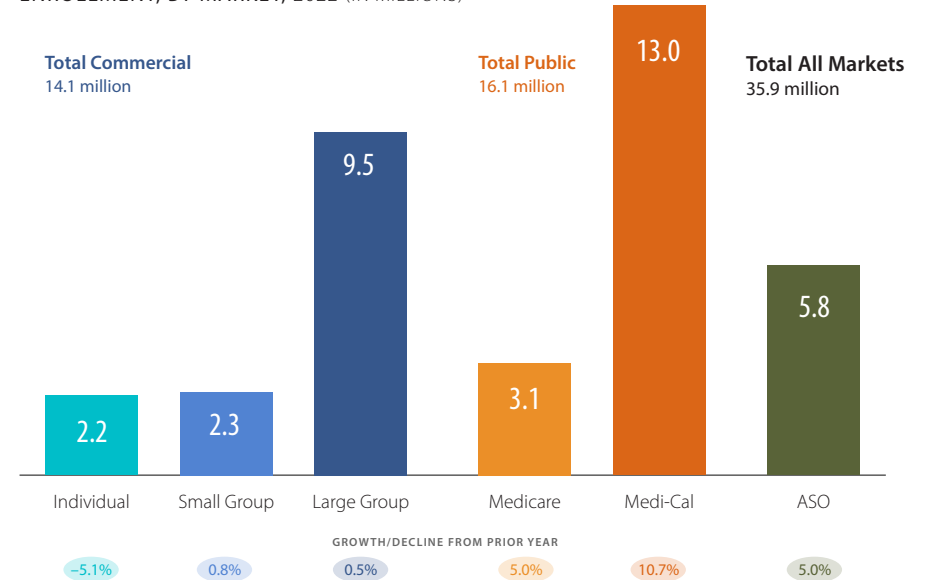
Enrollment, by Regulator, 2022

(in millions)

	DMHC	CDI	GROWTH/DECLINE	
Commercial	13.2	0.8	-0.6%	2.6%
▶ Individual	2.1	0.1	-4.7%	-13.5%
▶ Small Group	2.2	0.1	0.4%	7.9%
▶ Large Group	8.9	0.6	0.2%	5.0%
Public, Managed Care	15.8	0.3	9.5%	12.8%
▶ Medicare	2.8	0.3	4.3%	12.8%
▶ Medi-Cal	13.0	—	10.7%	0.0%
Commercial and Public	29.1	1.1	4.6%	4.9%
Administrative Services Only (ASO)	0.8	5.0	3.6%	5.2%
Commercial and Public + ASO	29.8	6.1	4.6%	5.1%
Other*	7.0	0.1	9.7%	29.8%

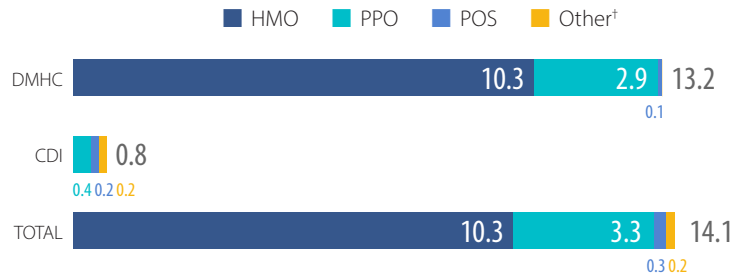
* Other includes enrollment categories From Other Plans (4.7 million), Student (99,352), Mini-Med (769), and Other DMHC (2.3 million).

ENROLLMENT, BY MARKET, 2022 (IN MILLIONS)



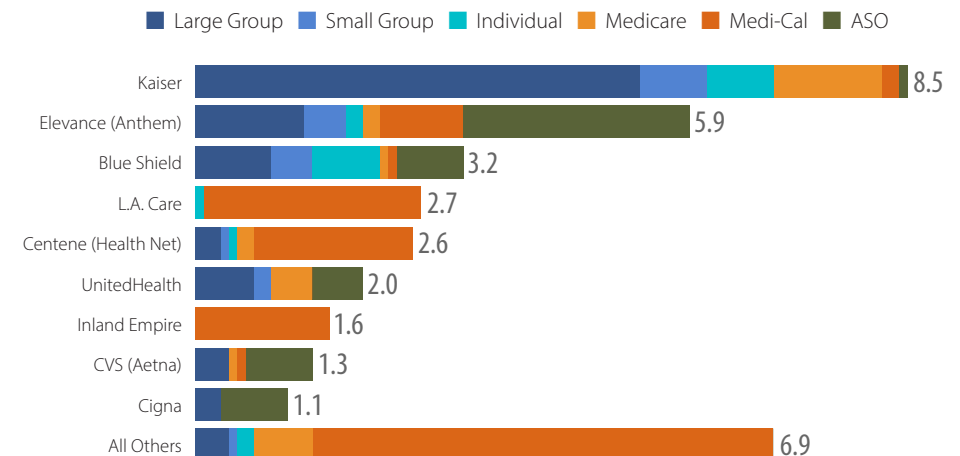
COMMERCIAL ENROLLMENT, BY REGULATOR AND PRODUCT TYPE

2022 (IN MILLIONS)



† Other includes exclusive provider organization, fee-for-service, high-deductible health plan, and other major medical products.

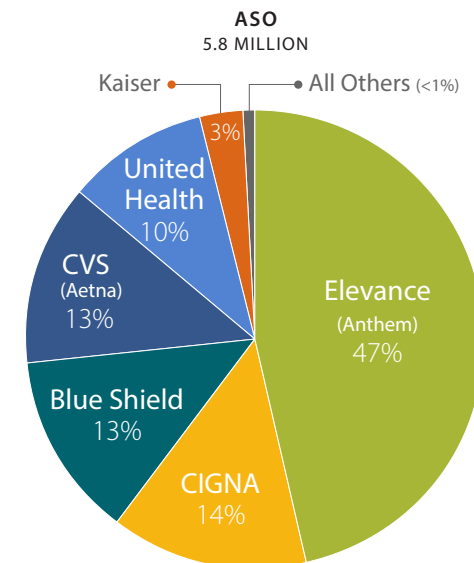
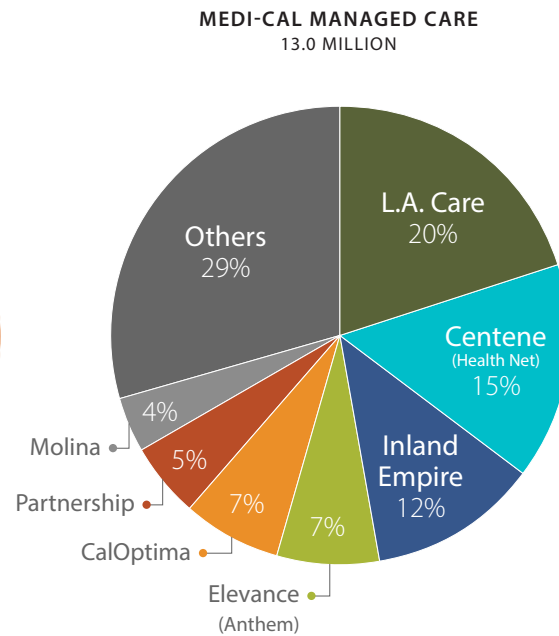
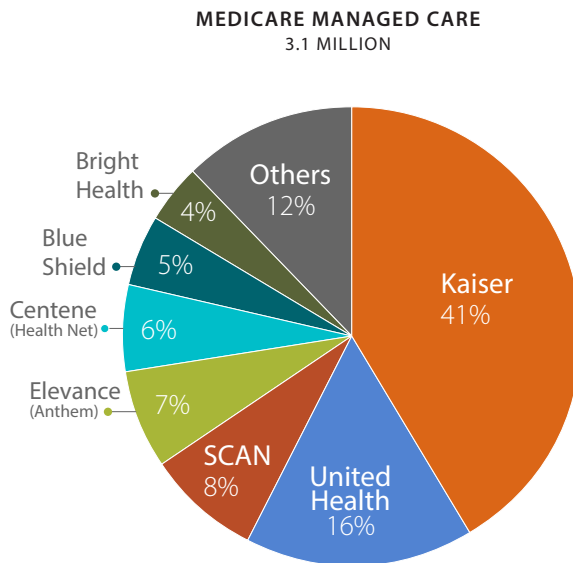
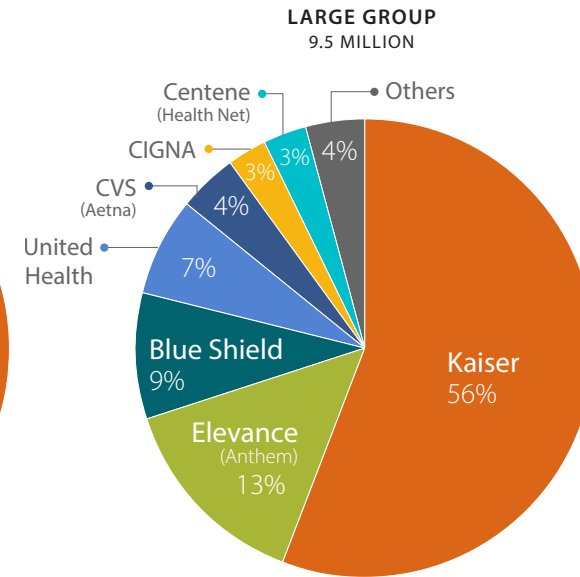
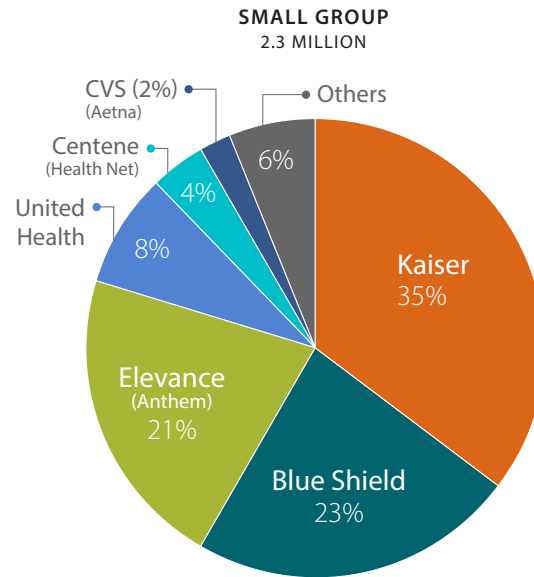
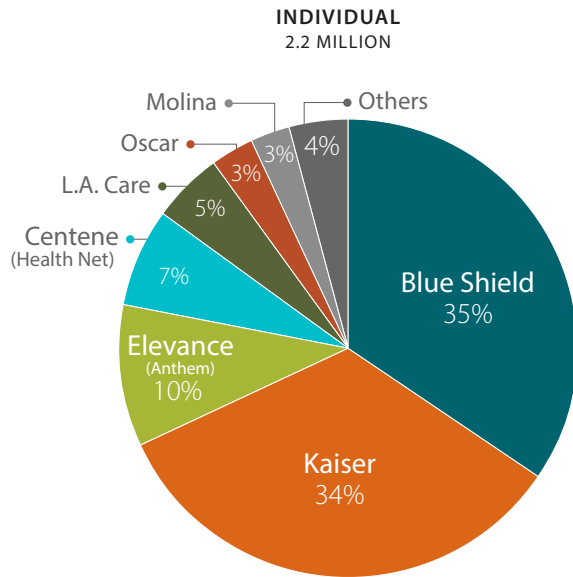
ENROLLMENT, BY INSURER AND MARKET, 2022 (IN MILLIONS)



Notes: All figures are as of December 2022. DMHC is California Department of Managed Health Care. CDI is California Department of Insurance. Medicare and Medi-Cal are managed care enrollment only. Enrollment subcontracted from other plans is excluded from commercial, public, and ASO market categories. The Anthem Inc. Group of companies changed its name in 2022 to Elevance Health Inc. Group. Figures may not sum due to rounding. The companion data file is available at www.chcf.org.

Sources: *Enrollment Summary Report* (2022), DMHC; and *Health Insurance Covered Lives Report* (2022), CDI.

Enrollment, by Market and Largest Insurers, 2022



Notes: All figures are as of December 2022. ASO is administrative services only. All others includes insurers with enrollment below 60,000 in the individual market, 40,000 in the small group market, 250,000 in the large group market, 115,000 in the Medicare managed care market, 500,000 in the Medi-Cal managed care market, and 100,000 in the ASO market. Figures may not sum due to rounding. The companion data file is available at www.chcf.org.

Sources: *Enrollment Summary Report* (2022), California Dept. of Managed Health Care; and *Health Insurance Covered Lives Report* (2022), California Dept. of Insurance.