

California Health Insurers, Enrollment

Part of CHCF's *California Health Insurers and Enrollment — Almanac Collection*, available at www.chcf.org.

CALIFORNIA HEALTH CARE ALMANAC QUICK REFERENCE GUIDE

OCTOBER 2022



California Health Care Foundation

Insurers, by Regulator, 2021

Number of Insurers with Enrollment

Regulator	DMHC	CDI
Number of Insurers with Enrollment	90	61

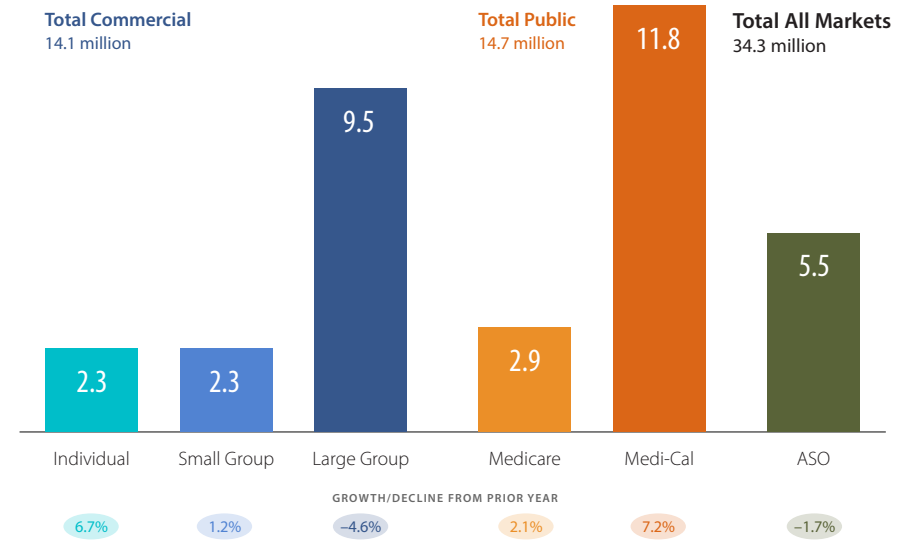
Enrollment, by Regulator, 2021

(in millions)

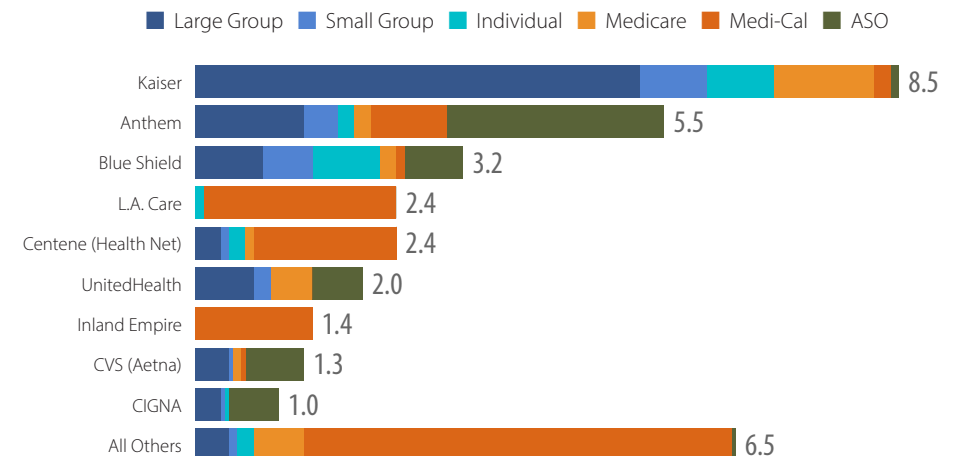
Category	DMHC	CDI	GROWTH/DECLINE	GROWTH/DECLINE
Commercial	13.3	0.8	-1.2%	-13.7%
▶ Individual	2.2	0.1	8.1%	-14.3%
▶ Small Group	2.2	0.1	1.4%	-3.3%
▶ Large Group	8.9	0.6	-3.8%	-15.2%
Public, Managed Care	14.5	0.2	6.2%	7.4%
▶ Medicare	2.7	0.2	1.6%	7.4%
▶ Medi-Cal	11.8	—	7.2%	0.0%
Commercial and Public	27.8	1.0	2.5%	-9.7%
Administrative Services Only (ASO)	0.7	4.7	-6.5%	-0.9%
Commercial and Public + ASO	28.5	5.8	2.2%	-2.6%
Other*	6.4	0.1	14.5%	-45.2%

*Other includes enrollment From Other Plans (4.4 million), Student (76,164), Mini-Med (951), and Other DMHC (2.0 million).

ENROLLMENT, BY MARKET, 2021 (IN MILLIONS)

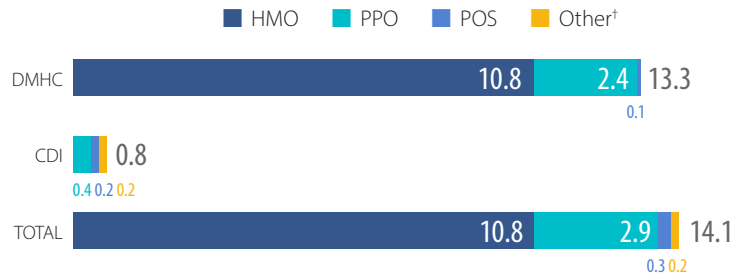


ENROLLMENT, BY INSURER AND MARKET, 2021 (IN MILLIONS)



COMMERCIAL ENROLLMENT, BY REGULATOR AND PRODUCT TYPE

2021 (IN MILLIONS)

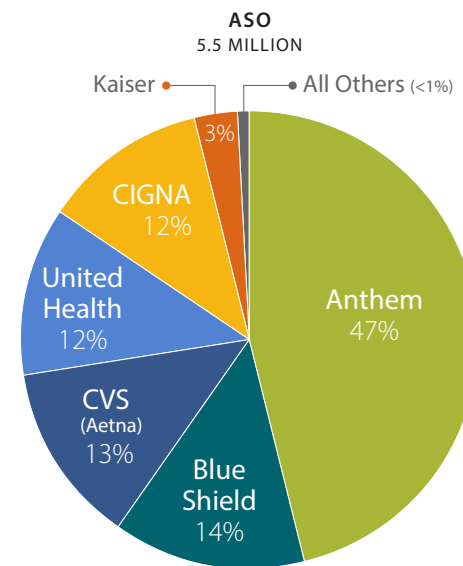
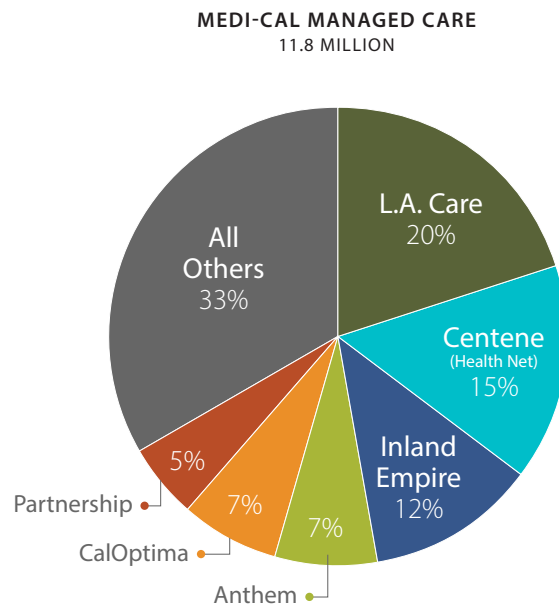
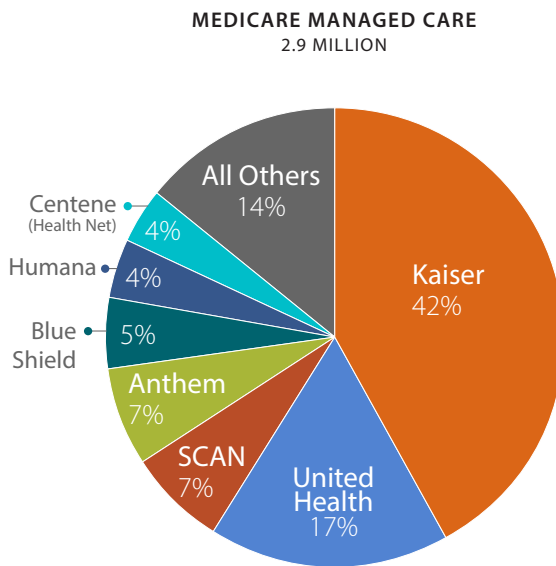
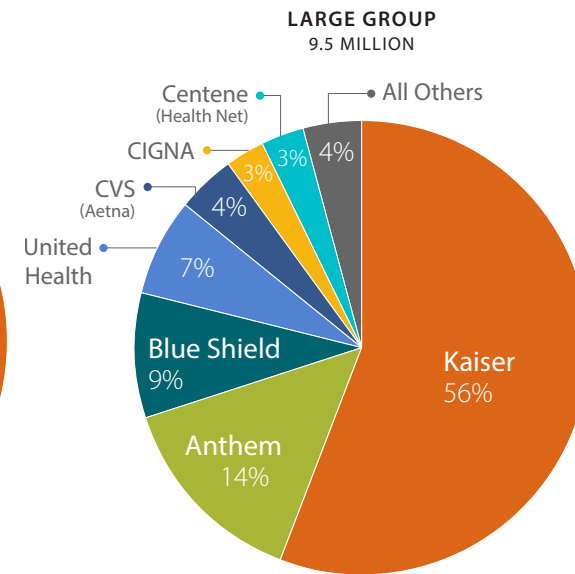
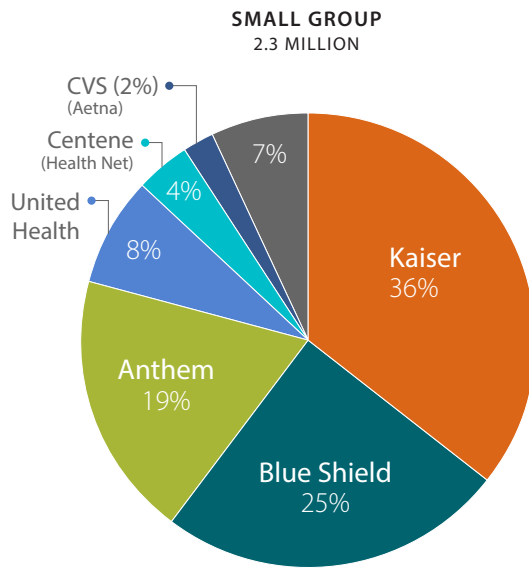
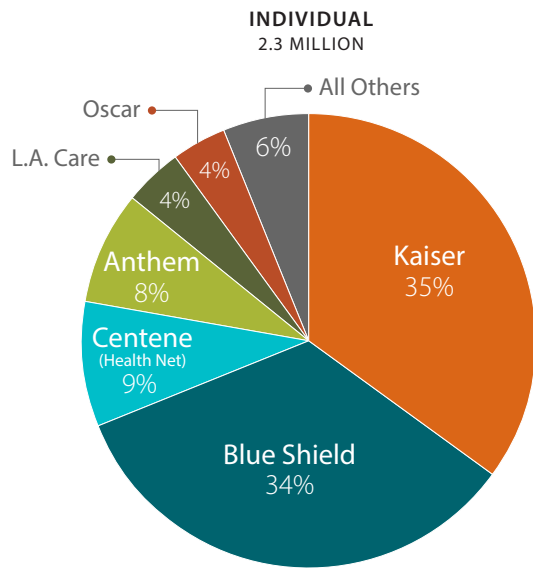


*Other includes exclusive provider organization (EPO), fee-for-service (FFS), high-deductible health plan (HDHP), and other major medical products.

Notes: All figures are as of December 2021. DMHC is California Department of Managed Health Care. CDI is California Department of Insurance. Medicare and Medi-Cal are managed care enrollment only. Enrollment subcontracted from other plans is excluded from commercial, public and ASO market categories. Figures may not sum due to rounding. The companion data file is available at [2022 Edition — California Health Insurance Enrollment](#).

Sources: *Enrollment Summary Report* (2021), DMHC; and *Health Insurance Covered Lives Report* (2021), CDI.

Enrollment, by Market and Largest Insurers, 2021



Notes: All figures are as of December 2021. All others includes insurers with enrollment below 90,000 in the individual market, 40,000 in the small group market, 280,000 in the large group market, 100,000 in the Medicare managed care market, 600,000 in the Medi-Cal managed care market and 140,000 in the ASO market. ASO is administrative services only. Figures may not sum due to rounding. The companion data file is available at [2022 Edition — California Health Insurance Enrollment](#).

Sources: *Enrollment Summary Report* (2021), California Dept. of Managed Health Care; *Health Insurance Covered Lives Report* (2021), California Dept. of Insurance.