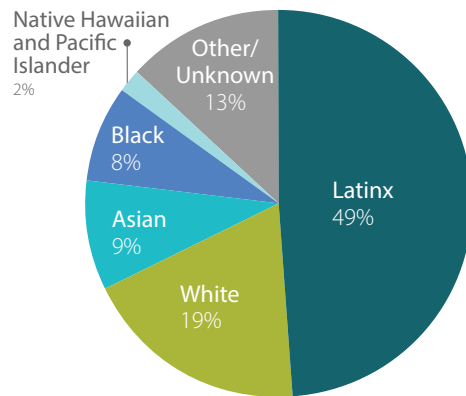




California Health Care Foundation

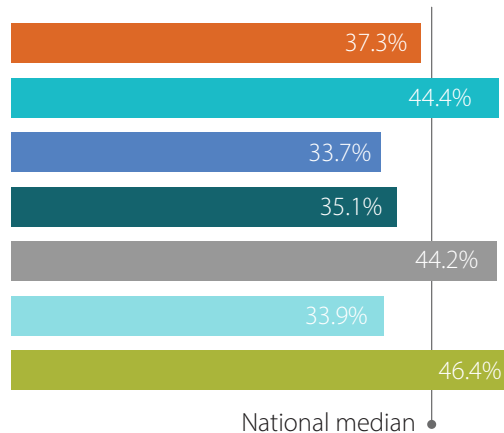
■ American Indian or Alaska Native
 ■ Asian
 ■ Black
 ■ Latinx
■ Other
 ■ Native Hawaiian and Pacific Islander
 ■ White

Medi-Cal Managed Care Enrollment, by Race/Ethnicity, 2019



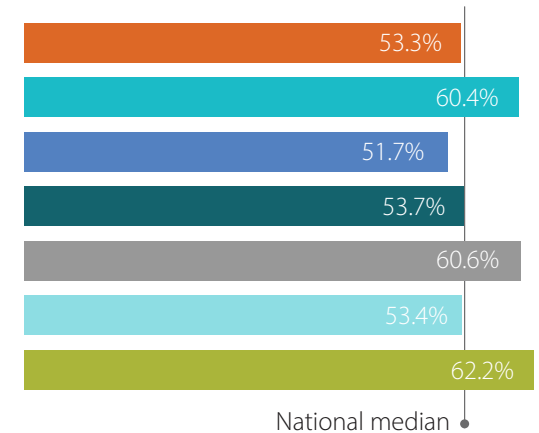
Note: Adults age 18 and over.

Antidepressant Medication Management, Accute Phase, Medi-Cal Managed Care, by Race/Ethnicity, 2019



Notes: Percentage of members age 18 and older who were treated with an antidepressant medication, had a diagnosis of major depression, and who remained on an antidepressant medication for 84 days. The rate for unknown/missing was 59.7%.

Antidepressant Medication Management, Continuation Phase, Medi-Cal Managed Care, by Race/Ethnicity, 2019



Notes: Percentage of members age 18 and older who remained on antidepressant medication, had a diagnosis of major depression, and who remained on an antidepressant medication for at least 180 days. The rate for unknown/missing was 43.4%.

Notes: The national median represents the HEDIS 2020 Medicaid HMO 50th percentile and reflects the measurement year from January 1, 2019, through December 31, 2019. Selected indicators based on 25 full-scope Medi-Cal managed care health plans. Other indicators are available in the *2019 Health Disparities Report*. Source uses *Hispanic or Latino*, *Black or African American*, and *Native Hawaiian or Other Pacific Islander*.

The data comprises audited performance rates and associated benchmarks for Healthcare Effectiveness Data and Information Set measures (HEDIS®) and HEDIS CAHPS® survey measure results. HEDIS measures and specifications were developed by and are owned by NCQA. HEDIS measures and specifications are not clinical guidelines and do not establish standards of medical care. NCQA makes no representations, warranties or endorsement about the quality of any organization or clinician that uses or reports performance measures or any data or rates calculated using HEDIS measures and specifications, and NCQA has no liability to anyone who relies on such measures or specifications.

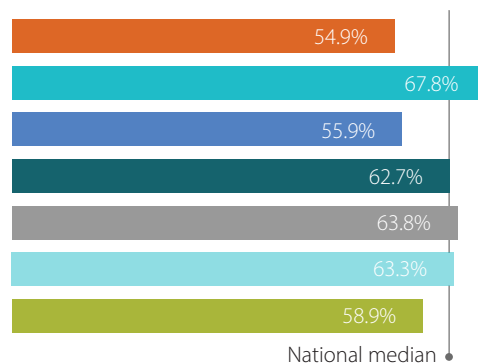
NCQA holds a copyright in Quality Compass and the data and can rescind or alter the data at any time. The data may not be modified by anyone other than NCQA. Anyone desiring to use or reproduce the data without modification for an internal, noncommercial purpose may do so without obtaining approval from NCQA. All other uses, including a commercial use and/or external reproduction, distribution or publication, must be approved by NCQA and are subject to a license at the discretion of NCQA. ©2020 National Committee for Quality Assurance, all rights reserved.

CAHPS is a registered trademark of the Agency for Healthcare Research and Quality.

Sources: *2019 Health Disparities Report*, California Dept. of Health Care Services, December 2020; and HEDIS® Medicaid benchmark data, Quality Compass® 2020, and is used with the permission of the National Committee for Quality Assurance (NCQA). Any analysis, interpretation, or conclusion based on the data is solely that of the authors, and NCQA specifically disclaims responsibilities for any such analysis, interpretation, or conclusion. Quality Compass is a registered trademark of NCQA.

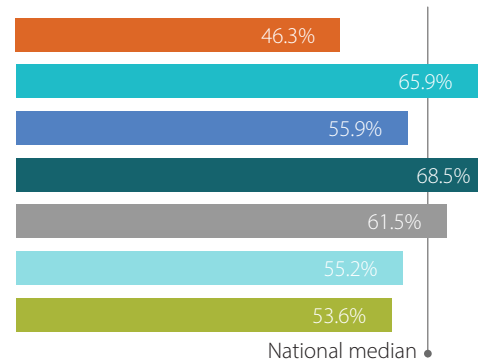
■ American Indian or Alaska Native
 ■ Asian
 ■ Black
 ■ Latinx
 ■ Other
 ■ Native Hawaiian and Pacific Islander
 ■ White

Asthma Medication, Medi-Cal Managed Care, by Race/Ethnicity, 2019



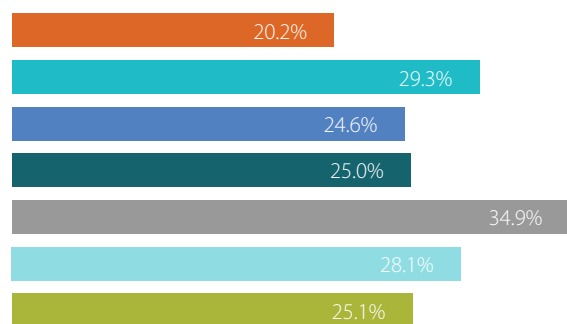
Notes: Percentage of members age 5 to 64 who were identified as having persistent asthma and had a ratio of controlled medications to total asthma medications of 0.50 or greater. The rate for unknown/missing was 63.9%.

Breast Cancer Screening, Medi-Cal Managed Care, by Race/Ethnicity, 2019



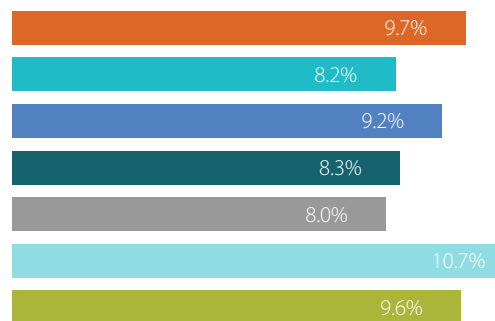
Notes: Percentage of women age 50 to 74 who had a mammogram to screen for breast cancer. The rate for unknown/missing was 56.8%.

Developmental Screening in the First Three Years of Life Rates, Medi-Cal Managed Care, by Race/Ethnicity, 2019



Notes: Percentage of children who were screened for risk of developmental, behavioral, and social delay using a standardized screening tool in the 12 months preceding or on the child's first, second, or third birthday. This measure does not have an established national median. The rate for the unknown/missing group was 17.9 percent.

Plan All-Cause Readmission, Medi-Cal Managed Care, by Race/Ethnicity, 2019



Notes: Percentage of members age 18 and older who had an acute inpatient and observation stay during the measurement year that was followed by an unplanned acute readmission for any diagnosis within 30 days of discharge. This measure does not have an established national median. The rate for the unknown/missing group was 9.4%.

See page 1 for detailed notes and source information.