

# Medi-Cal Facts and Figures

For more on California's Medicaid program and how it has evolved over the years, see [www.chcf.org](http://www.chcf.org).

CALIFORNIA HEALTH CARE ALMANAC QUICK REFERENCE GUIDE

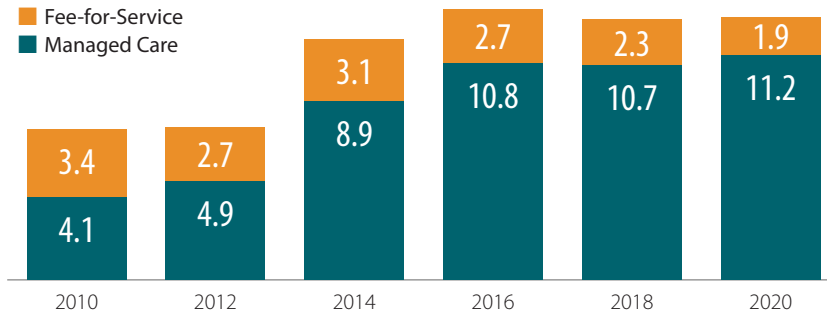
AUGUST 2021



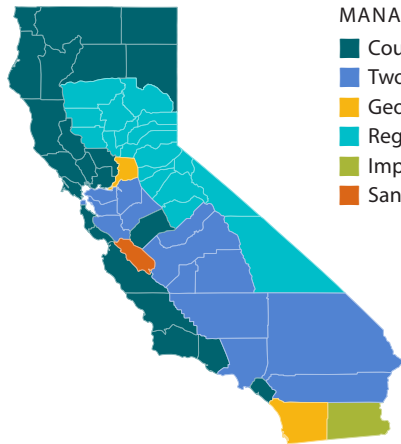
California Health Care Foundation

## Enrollment, 2010 TO 2020, SELECTED YEARS

IN MILLIONS



Note: Enrollment is from November of each year.

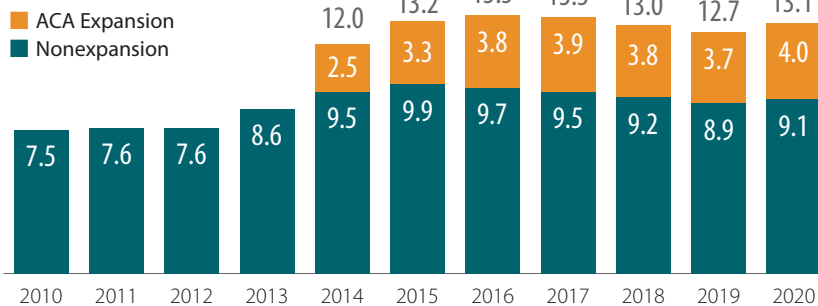


### MANAGED CARE MODELS

- County Organized Health Systems (COHS)
- Two-Plan
- Geographic Managed Care (GMC)
- Regional
- Imperial
- San Benito

## Enrollment, 2010 TO 2020

IN MILLIONS



Note: Enrollment is from November of each year.

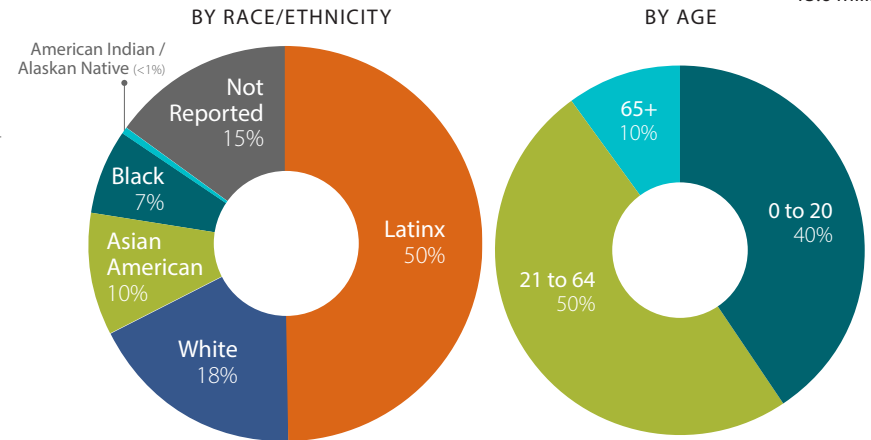
## Eligibility Levels, SELECTED PROGRAMS, 2020

Adults: 138% FPL (ACA expansion) Pregnant Women: 213% FPL Children: 266% FPL

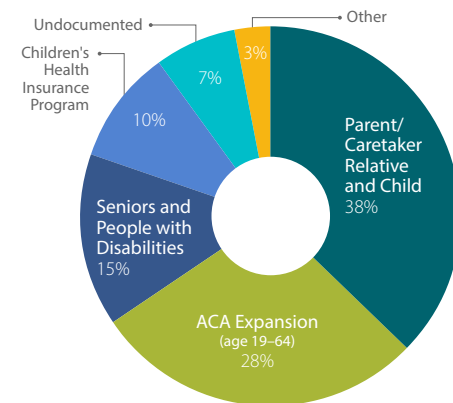
Note: The federal poverty level (FPL) in 2021 was \$12,760 for an individual.

## Enrollment, January 2021

TOTAL ENROLLEES  
13.6 million



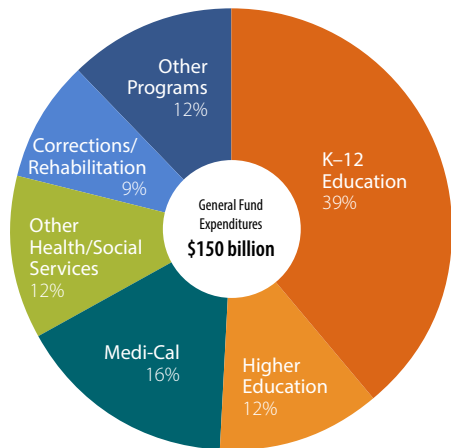
## BY AID CATEGORY



Notes: *Undocumented* includes aid categories restricted to only pregnancy-related, long-term care, and emergency services for adults who do not have satisfactory immigration status, also known as restricted-scope benefits. *Other* includes long-term care and aid categories including Adoption/Foster Care, Refugee Medical Assistance / Entrant Medical Assistance, Breast and Cervical Cancer Treatment Program, Abandoned Baby Program, Minor Consent Program, Accelerated Enrollment in the Children Health and Disability Prevention Program (CHDP), Trafficking and Crime Victims Assistance Program, and state and county inmates. Source uses African American, Asian / Pacific Islander, and Hispanic. Segments may not total 100% due to rounding.

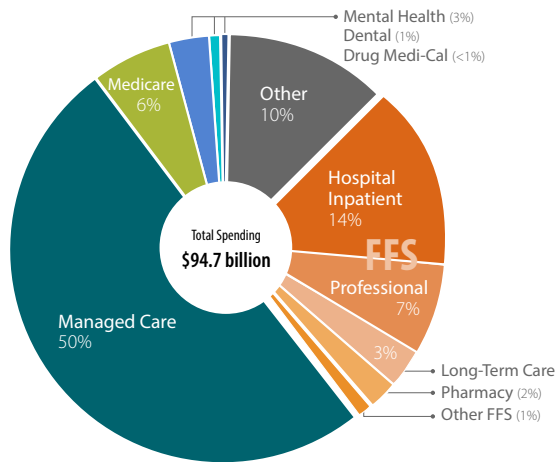
Source: *Medi-Cal Facts and Figures: Essential Source of Coverage for Millions*, August 2021, California Health Care Foundation, August 2021.

**GENERAL FUND EXPENDITURES**  
FY 2019–20



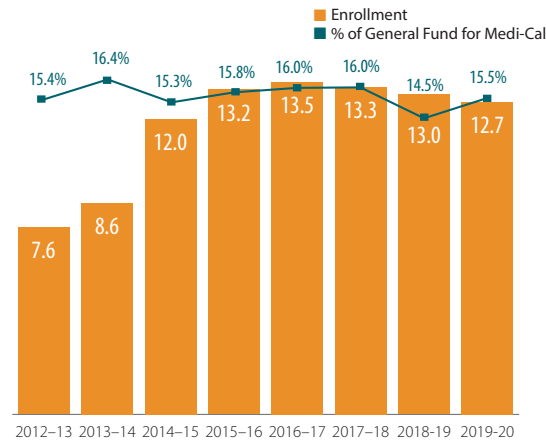
Notes: 2019–20 general fund expenditures as reported in the 2020–21 budget. Includes expenditures for medical care services, eligibility (county administration), fiscal intermediary management, and benefits (medical care and services).

**MEDI-CAL EXPENDITURES\***  
BY SERVICE CATEGORY, FY 2019-20

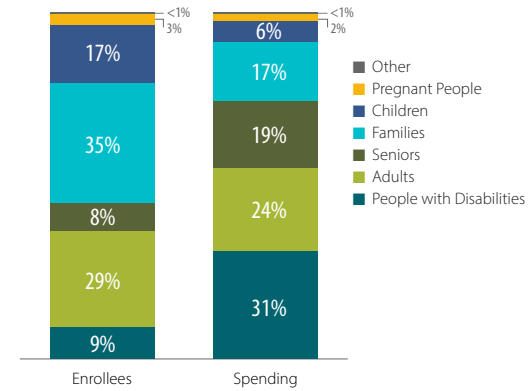


Notes: FFS is fee-for-service. Other FFS services includes medical transportation, home health, and other services. Other includes audits/lawsuits, state hospitals / developmental centers, recoveries, and miscellaneous services.

**MEDI-CAL ENROLLMENT AND SHARE OF GENERAL FUND**  
FY 2013 TO FY 2020

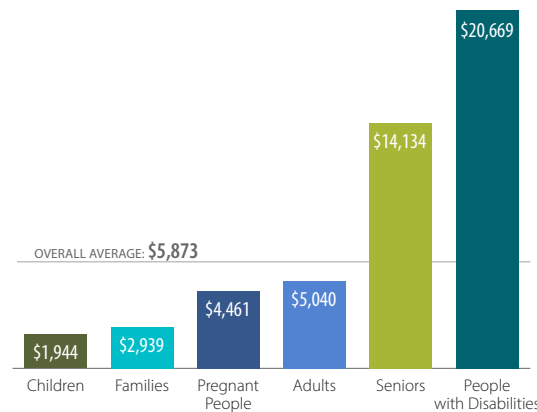


**ENROLLEES AND SPENDING\***  
BY ELIGIBILITY CATEGORY, FY 2019–20



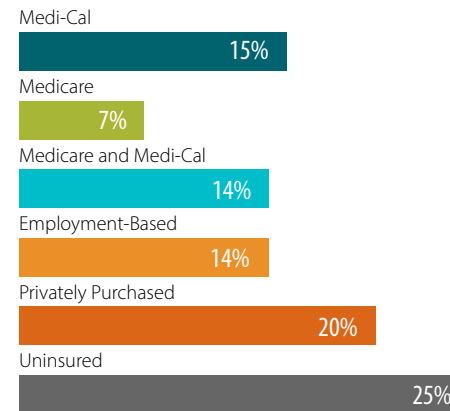
Notes: Other includes Hospital Presumptive Eligibility and other aid codes.

**MEDI-CAL ANNUAL SPENDING PER ENROLLEE\***  
BY ELIGIBILITY CATEGORY, FY 2019–20



Notes: Reported values exclude Hospital Presumptive Eligibility and other aid codes totaling 0.3% of enrollees.

**DELAYED CARE FOR ANY REASON**  
BY SOURCE OF COVERAGE, 2019



Note: Based on self-reported insurance status. When asked by survey researchers about health coverage, some immigrants who are undocumented and who have used restricted-scope Medi-Cal may respond that they have Medi-Cal coverage.

\* Figures presented are estimates for FY 2019–20 calculated as of May 2020 and reflect annual spending.

Note: Segments may not total 100% due to rounding.

Source: Medi-Cal Facts and Figures: Essential Source of Coverage for Millions, August 2021, California Health Care Foundation, August 2021.