

California's Pharmacists and Pharmacy Technicians

Part of a series, available at www.chcf.org.

CALIFORNIA HEALTH CARE ALMANAC QUICK REFERENCE GUIDE

MARCH 2021



California Health Care Foundation

Employment	2012	2019	CHANGE
PHARMACISTS			
California	24,790	32,150	+29.7%
United States	281,560	311,200	+10.5%
PHARMACY TECHNICIANS			
California	30,540	36,560	+19.7%
United States	353,340	417,780	+18.2%

Source: Occupational Employment Survey (2012 and 2019), US Bureau of Labor Statistics.

Pharmacy School Attended	2012	2019
California	52%	53%
Other US State	40%	40%
Outside the US	8%	7%

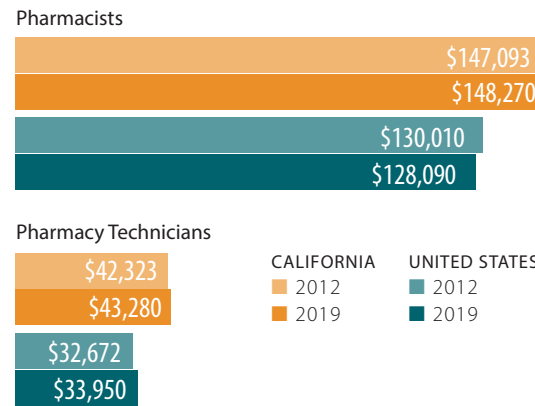
Note: These data describe candidates passing the California Jurisprudence Exam at any point between April 1 of the stated year and March 31 of the following year. Source uses *Foreign*.

Source: CA Jurisprudence Exam Statistics (2012 and 2012–13 Report, 2019 and 2019–20 Report), CA Board of Pharmacy.

Number of Programs	2012	2019
PHARMACY (PHARMD)		
For-Profit Programs	0	3
Public or Nonprofit Programs	8	10
PHARMACY TECHNICIANS		
For-Profit Programs	69	42
Public or Nonprofit Programs	21	25

Sources: CA Board of Pharmacy; and IPEDS Completions Survey (2012 and 2019), US Dept. of Education.

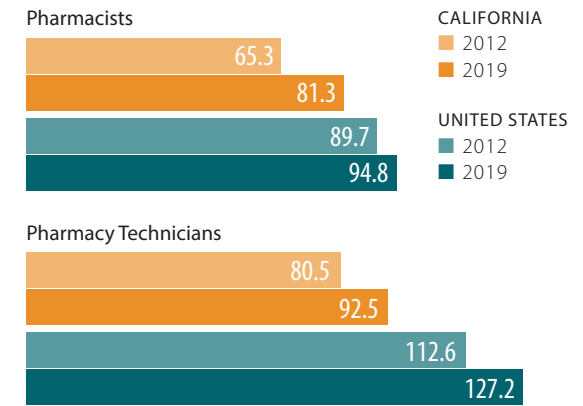
Real Median Wages, 2012 vs. 2019



Note: 2012 values have been adjusted for inflation and are expressed as 2019 dollars.

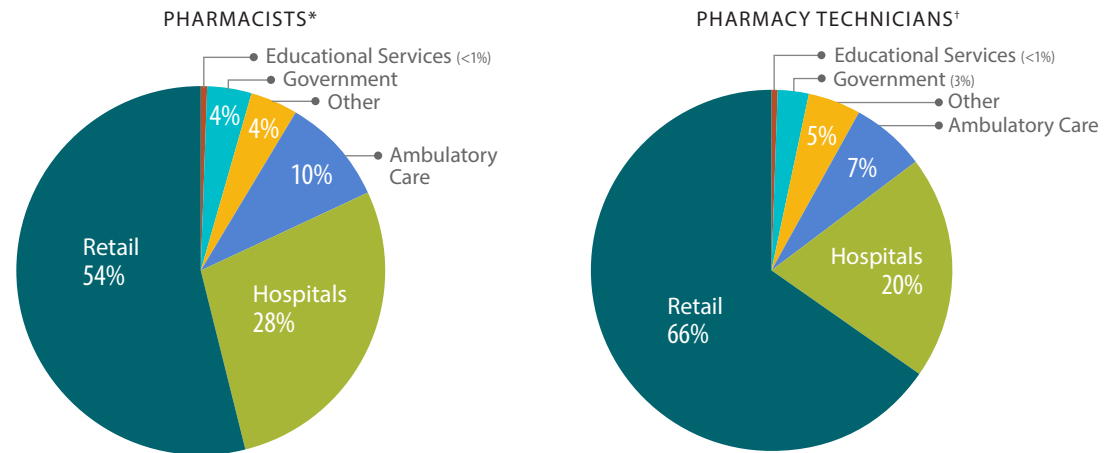
Sources: Occupational Employment Survey (2012 and 2019), US Bureau of Labor Statistics (BLS); and Consumer Price Index Inflation Calculator, BLS.

Employment per 100K, 2012 vs. 2019



Sources: Occupational Employment Survey (2012 and 2019), US Bureau of Labor Statistics; and "Annual Estimates of the Resident Population for the United States, Regions, States, and Puerto Rico: April 1, 2010 to July 1, 2019 (NST-EST2019-01)," US Census Bureau.

Work Setting, 2019



*Other includes manufacturing, wholesale trade, finance and insurance, management of companies and enterprises, and professional, scientific, and technical services. Employment estimate for administrative and support services was not available.

†Other includes manufacturing, wholesale trade, finance and insurance, management of companies and enterprises, and administrative and support services.

Source: OES Research Estimates by State and Industry, US Bureau of Labor Statistics, 2019.

California Health Care Foundation

1438 Webster Street

Suite 400

Oakland, CA 94612

510.238.1040

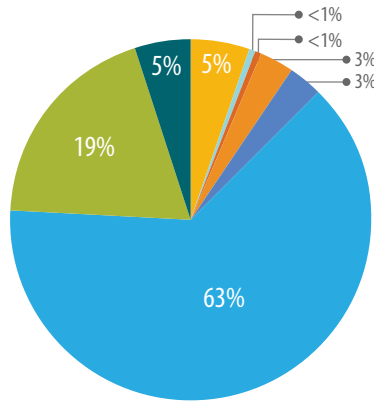
www.chcf.org

California's Pharmacists and Pharmacy Technicians, CONTINUED

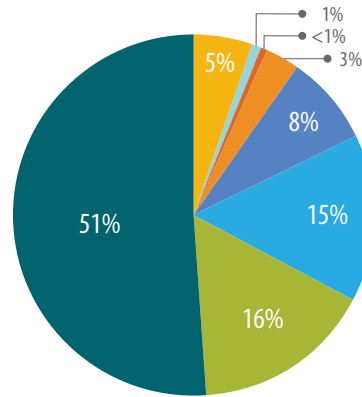
Race/Ethnicity, 2019



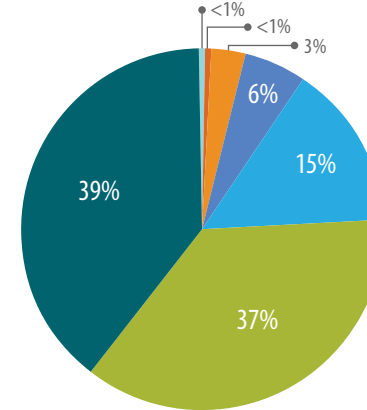
PHARMACY GRADUATES



PHARMACY TECHNICIAN GRADUATES



TOTAL CALIFORNIA POPULATION



Note: Sources use *Hispanic or Latino*, *Black or African American*, and *American Indian or Alaska Native*.

Sources: IPEDS Completions Survey (2019), US Dept. of Education; and "Annual State Resident Population Estimates for 6 Race Groups (5 Race Alone Groups and Two or More Races) by Age, Sex, and Hispanic Origin: April 1, 2010 to July 1, 2019," US Census Bureau.