



Shortchanged: Health Workforce Gaps in the Northern & Sierra Region

An estimated **1,051,387** people in the Northern & Sierra Region live in an area that has a shortage of primary care providers. Approximately **7,593** people are experiencing homelessness and in need of housing, health, and social services.

Almost a third of Californians are in a Primary Care Health Professional Shortage Area (HPSA), including people who are experiencing homelessness — many of whom have extensive health needs. Those who live on the streets die an average 20 years earlier than people who are housed. Primary care providers (including physicians, nurse practitioners, physician assistants, and certified nurse midwives) can develop sustained relationships with patients and practice in the context of family and community. Having a usual primary care provider is associated with a higher likelihood of receiving appropriate care and lower mortality. Having greater access to primary care providers of all kinds can save lives.



Total Population

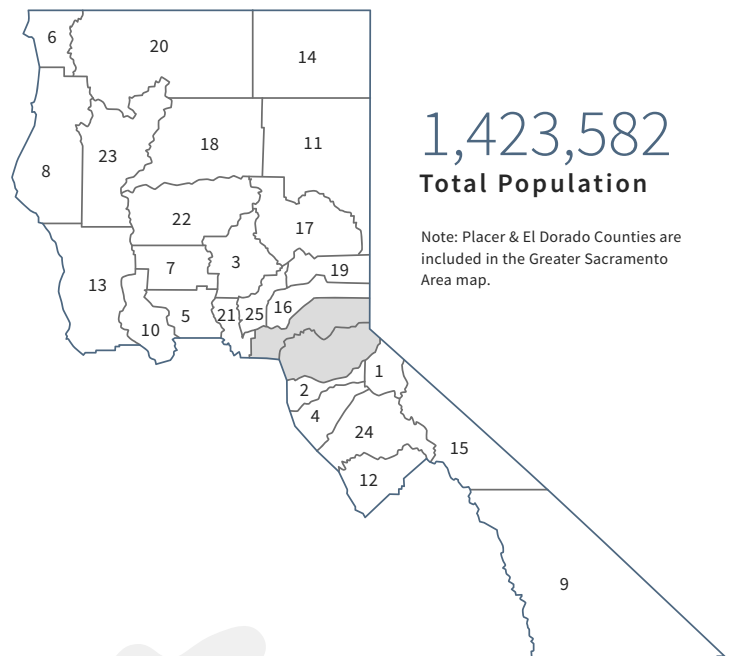








People Experiencing Homelessness



People in a HPSA

County	Total Population	People Experiencing Homelessness	People in a HPSA
1. Alpine	1,155	-	1,155
2. Amador	38,122	214	33,383
3. Butte	231,256	891	122,571
4. Calaveras	45,585	186	45,585
5. Colusa	21,477	134	21,477
6. Del Norte	27,948	184	27,948
7. Glenn	27,914	58	27,913
8. Humboldt	136,373	1,473	136,373
9. Inyo	18,225	141	5,270
10. Lake	64,382	372	64,381



County	 Total Population	 People Experiencing Homelessness	 People in a HPSA	County	 Total Population	 People Experiencing Homelessness	 People in a HPSA
11. Lassen	31,781	46	28,575	19. Sierra	2,045	12	-
12. Mariposa	17,676	60	17,676	20. Siskiyou	44,373	229	42,427
13. Mendocino	87,606	645	77,106	21. Sutter	96,807	293	-
14. Modoc	9,109	5	9,109	22. Tehama	63,411	347	63,411
15. Mono	14,284	73	-	23. Trinity	12,870	134	12,870
16. Nevada	99,696	410	99,695	24. Tuolumne	54,349	385	54,349
17. Plumas	19,057	46	12,131	25. Yuba	78,041	428	73,363
18. Shasta	180,040	827	74,619				

OUR MISSION

The California Health Care Foundation is dedicated to advancing meaningful, measurable improvements in the way the health care delivery system provides care to the people of California, particularly those with low incomes and those whose needs are not well served by the status quo.

Notes: A dash indicates that the geographic area does not meet federal qualifications for designation as a primary care shortage area. For primary medical care, the population-to-provider ratio must be at least 3,500 to 1. Please visit the [Health Resources & Services Administration website](#) for more information about primary care shortage area designation. For detailed definitions and methods, as well as the full set of maps in this series, visit www.chcf.org/providershortages.

Data Sources: [Nevada County 2019 Point in Time Count Results \(PDF\)](#), Nevada County, n.d.; [All other counties based on United States Department of Housing and Urban Development \(HUD\) 2019 Continuum of Care data; Primary Care Health Professional Shortage Areas \(HPSA\) - Census Detail \(July 2014\)](#), California Office of Statewide Health Planning and Development, n.d.; ["2018: ACS 1-Year Estimates Detailed Tables."](#) US Census Bureau, n.d.; and ["2018: ACS 5-Year Estimates Detailed Tables."](#) US Census Bureau, n.d.



CHCF

www.chcf.org