

# California Health Insurers, Enrollment

Part of CHCF's *California Health Insurers and Enrollment – Almanac Collection*, available at [www.chcf.org](http://www.chcf.org).

CALIFORNIA HEALTH CARE ALMANAC QUICK REFERENCE GUIDE

JULY 2020



California Health Care Foundation

## Insurers, by Regulator, 2019

Number of Insurers with Enrollment

DMHC	CDI
76	66

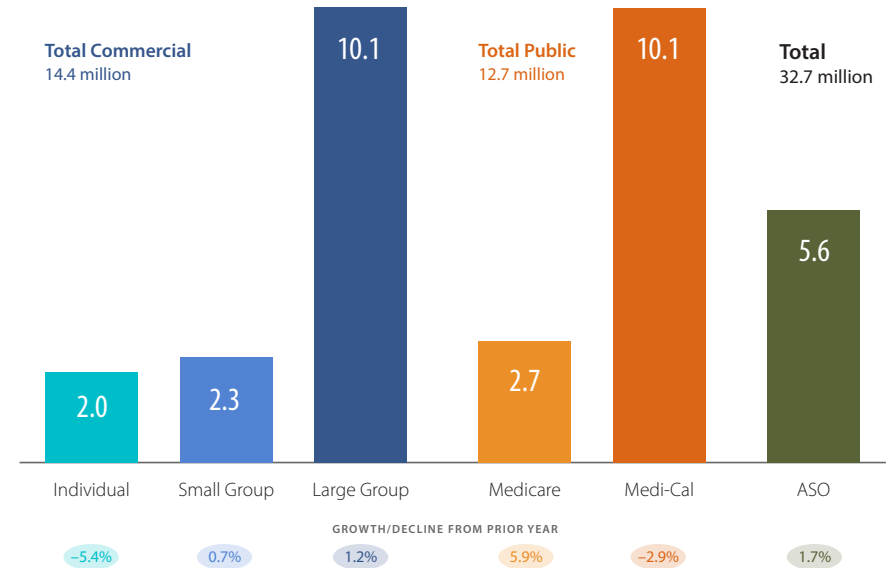
## Enrollment, by Regulator, 2019

(in millions)

	DMHC	CDI	GROWTH/DECLINE	
<b>Commercial</b>	<b>13.4</b>	<b>1.1</b>	<b>0.2%</b>	<b>-0.7%</b>
▶ Individual	1.8	0.2	-4.9%	-11.4%
▶ Small Group	2.1	0.2	0.7%	0.3%
▶ Large Group	9.4	0.7	1.2%	1.7%
<b>Public, Managed Care</b>	<b>12.6</b>	<b>0.2</b>	<b>-1.4%</b>	<b>19.8%</b>
▶ Medicare	2.5	0.2	5.0%	19.8%
▶ Medi-Cal	10.1	—	-2.9%	—
<b>Commercial and Public</b>	<b>25.9</b>	<b>1.2</b>	<b>-0.6%</b>	<b>1.7%</b>
Administrative Services Only (ASO)	0.8	4.8	12.8%	0.1%
<b>Commercial and Public + ASO</b>	<b>26.7</b>	<b>6.0</b>	<b>-0.2%</b>	<b>0.4%</b>
Other*	5.3	0.2	2.8%	-72.4%

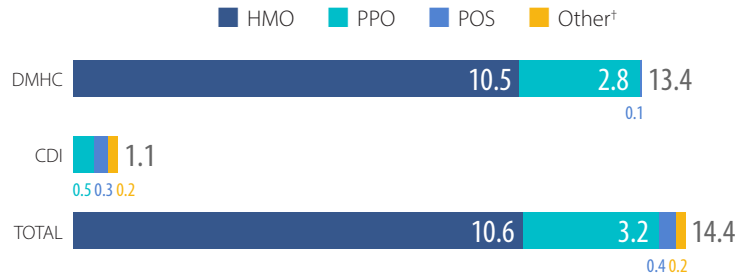
\*Other includes enrollment from Other Plans (4.0 million), Student (226,920), Mini-Med (664), and Other DMHC (1.3 million).

## ENROLLMENT, BY MARKET, 2019 (IN MILLIONS)



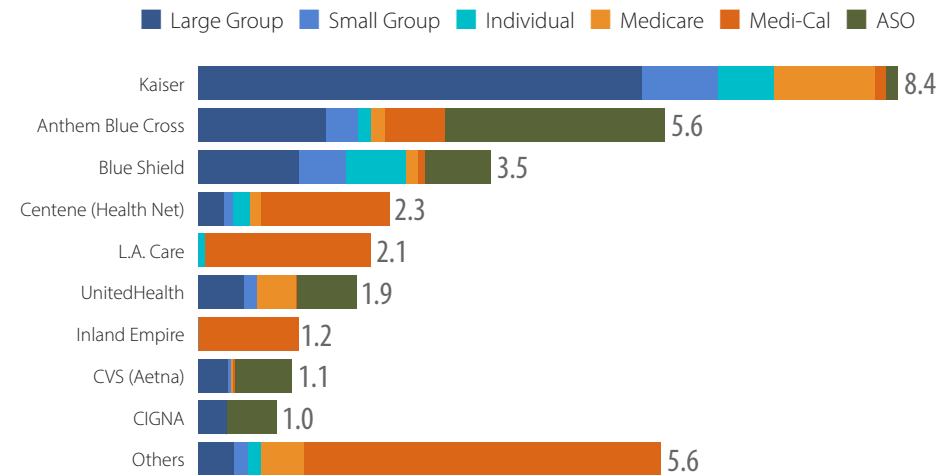
## COMMERCIAL ENROLLMENT, BY REGULATOR AND PRODUCT TYPE

2019 (IN MILLIONS)



†Other includes exclusive provider organization (EPO), fee-for-service (FFS), high-deductible health plan (HDHP), and other major medical products.

## ENROLLMENT, BY INSURER AND MARKET, 2019 (IN MILLIONS)

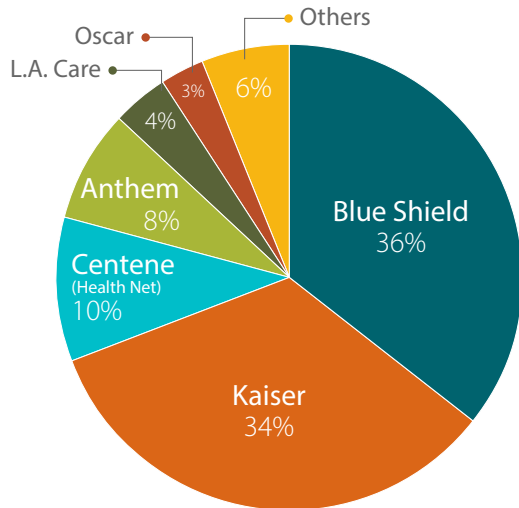


Notes: All figures are as of December 2019. Medicare and Medi-Cal figures reflect managed care enrollment only. Enrollment subcontracted from other plans is excluded from commercial, public, and ASO market categories. Centene acquired Health Net in 2016. CVS acquired Aetna in 2018. The companion data file is available at [www.chcf.org](http://www.chcf.org). Segments may not sum to totals due to rounding.

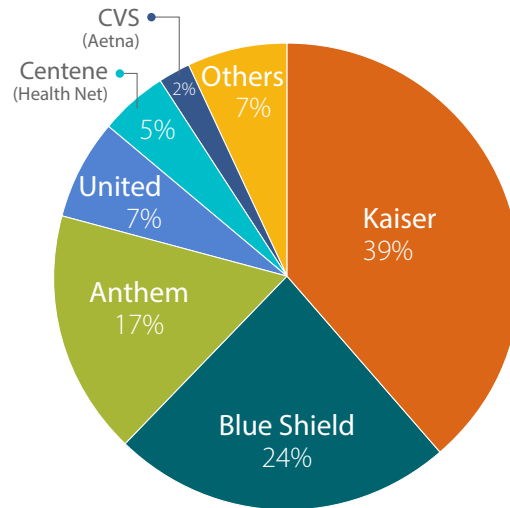
Sources: *Enrollment Summary Report* (2019), Dept. of Managed Health Care, [www.dmhc.ca.gov](http://www.dmhc.ca.gov); and *Health Insurance Covered Lives Report* (2019), California Dept. of Insurance, [www.insurance.ca.gov](http://www.insurance.ca.gov).

## Enrollment, by Market and Six Largest Insurers, 2019

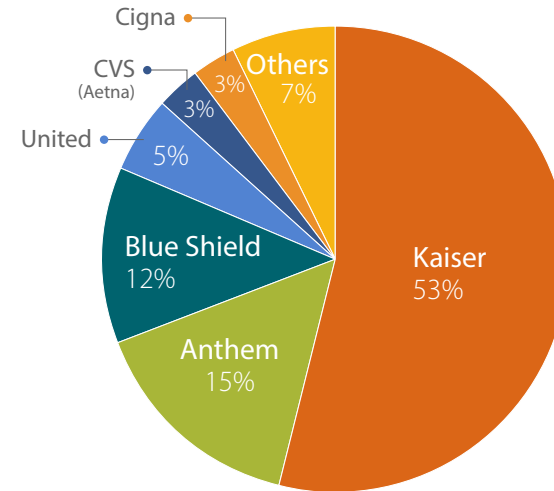
**INDIVIDUAL**  
2.0 MILLION



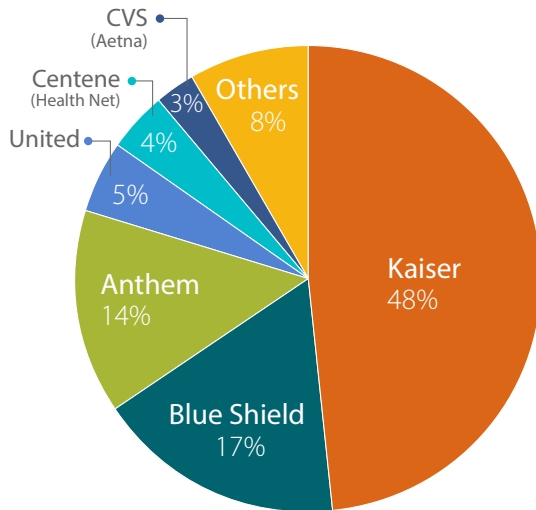
**SMALL GROUP**  
2.3 MILLION



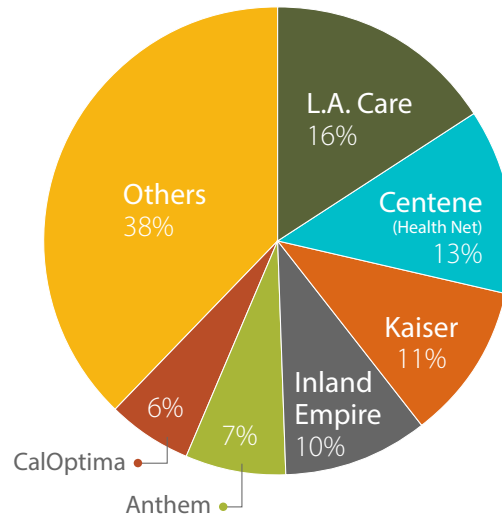
**LARGE GROUP**  
10.1 MILLION



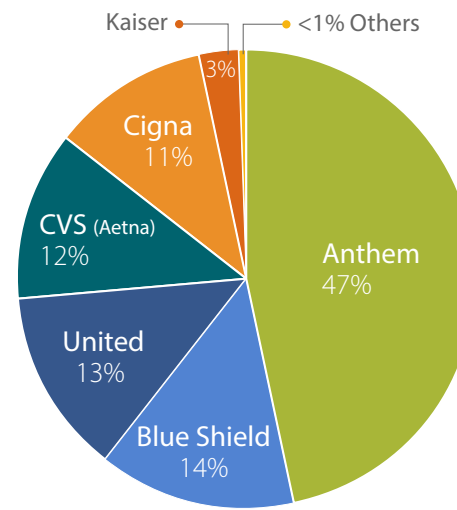
**COMMERCIAL**  
14.4 MILLION



**PUBLIC**  
12.7 MILLION



**ASO**  
5.6 MILLION



Notes: All figures are as of December 2019. Commercial includes individual, small group, and large group markets. Public figures reflect managed care enrollment only. United refers to UnitedHealth. Centene acquired Health Net in 2016. CVS acquired Aetna in 2018. The companion data file is available at [www.chcf.org](http://www.chcf.org). Segments may not add to 100% due to rounding.

Sources: Enrollment Summary Report (2019), Dept. of Managed Health Care, [www.dmh.ca.gov](http://www.dmh.ca.gov); and Health Insurance Covered Lives Report (2019), California Dept. of Insurance, [www.insurance.ca.gov](http://www.insurance.ca.gov).