

# Health Disparities, Medi-Cal Managed Care | A supplement to CHCF's *Health Disparities by Race and Ethnicity* available at [www.chcf.org](http://www.chcf.org).

CALIFORNIA HEALTH CARE ALMANAC QUICK REFERENCE GUIDE

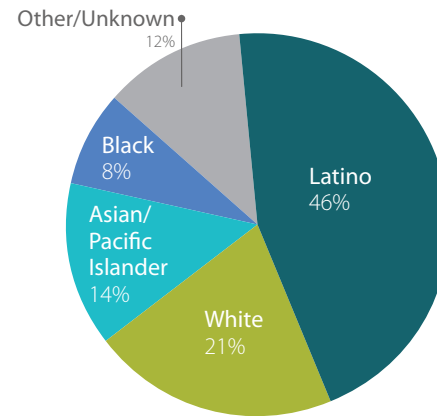
October 2019



California  
Health Care  
Foundation

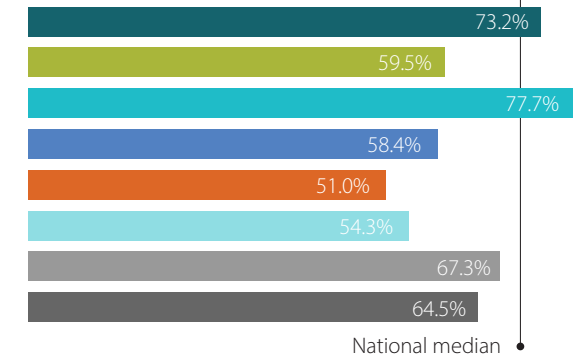


## Medi-Cal Managed Care Enrollment, 2016



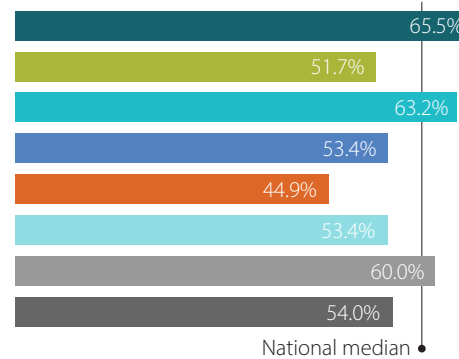
Note: Segments may not add to 100% due to rounding.

## Childhood Vaccination Rates, Medi-Cal Managed Care, by Race/Ethnicity, 2016



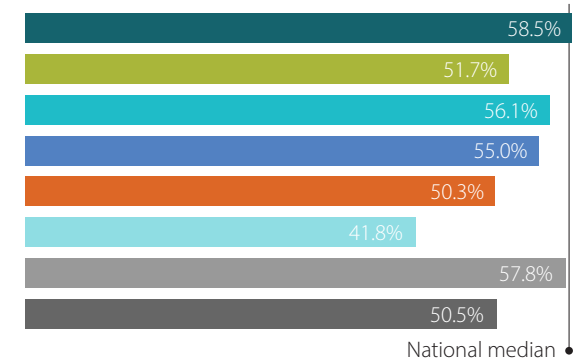
Note: Percentage of children age two who had four diphtheria, tetanus, and acellular pertussis (DTaP); three polio (IPV); one measles, mumps, and rubella (MMR); three haemophilus influenzae type B (HiB); three hepatitis B (HepB); one chicken pox (VZV); and four pneumococcal conjugate (PCV) vaccines by their second birthday.

## Breast Cancer Screening Rates, Medi-Cal Managed Care, by Race/Ethnicity, 2016



Note: Breast cancer screening is the percentage of women age 50 to 74 who had a mammogram to screen for breast cancer.

## Cervical Cancer Screening Rates, Medi-Cal Managed Care, by Race/Ethnicity, 2016



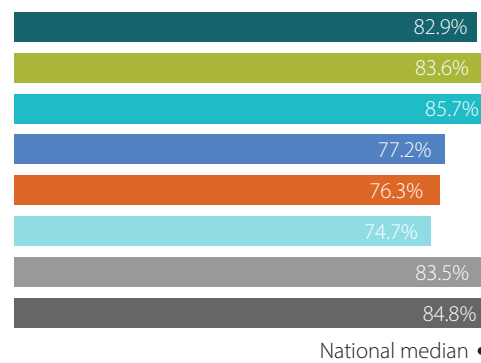
Note: Cervical cancer screening is the percentage of women age 21 to 64 who were screened for cervical cancer.

Notes: Selected indicators based on 23 full-scope Medi-Cal managed care health plans. Other indicators are available in *2016 Health Disparities Report*. Source uses *Hispanic or Latino*, *Black or African American*, and *American Indian or Alaska Native*.

Sources: *2016 Health Disparities Report*, California Dept. of Health Care Services, May 2019, [www.dhcs.org](http://www.dhcs.org); and for HEDIS Medicaid benchmark data, Quality Compass 2017 and is used with the permission of the National Committee for Quality Assurance (NCQA). Any data display, analysis, interpretation, or conclusion based on these data is solely that of the authors, and NCQA specifically disclaims responsibility for any such display, analysis, interpretation, or conclusion. Quality Compass is a registered trademark of NCQA. The HEDIS Medicaid 25th, 50th, and 90th percentiles reflect the measurement year from January 1, 2016, through December 31, 2016.

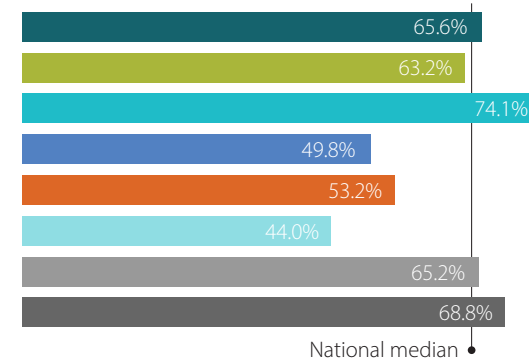
- Latino
- White
- Asian
- Black
- Native American
- Native Hawaiian / Other Pacific Islander
- Other
- Unknown

### Prenatal Care Rates, Medi-Cal Managed Care, by Race/Ethnicity, 2016



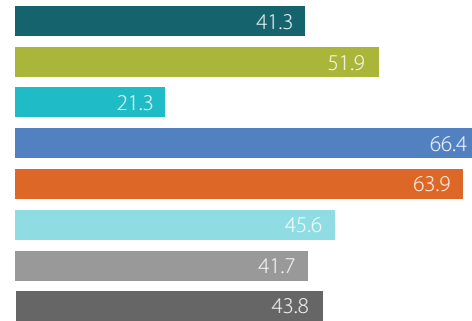
Note: *Prenatal care* is the percentage of live birth deliveries that received timely prenatal care.

### Postpartum Care Rates, Medi-Cal Managed Care, by Race/Ethnicity, 2016



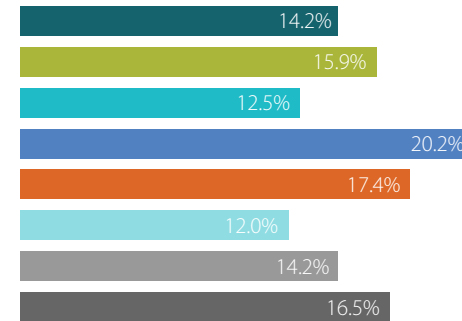
Note: *Postpartum care* is the percentage of live birth deliveries that had a postpartum visit on or between 21 and 56 days after delivery.

### Emergency Department Visits per 1,000 Member Months, Medi-Cal Managed Care, by Race/Ethnicity, 2016



Notes: *Emergency department visits* is a summary utilization of ambulatory care for emergency department visits. HEDIS measure is not available.

### All-Cause Readmission Rates in Medi-Cal Managed Care, by Race/Ethnicity, 2016



Notes: *All-cause readmissions* is the percentage of acute inpatient hospital stays for beneficiaries age 21 and older that were followed by an unplanned acute inpatient readmission for any diagnosis within 30 days. HEDIS measure is not available for 2016.

Notes: Selected indicators based on 23 full-scope Medi-Cal managed care health plans. Other indicators are available in *2016 Health Disparities Report*. Source uses *Hispanic or Latino*, *Black or African American*, and *American Indian or Alaska Native*.

Sources: *2016 Health Disparities Report*, California Dept. of Health Care Services, May 2019, [www.dhcs.org](http://www.dhcs.org); and for HEDIS Medicaid benchmark data, Quality Compass 2017 and is used with the permission of the National Committee for Quality Assurance (NCQA). Any data display, analysis, interpretation, or conclusion based on these data is solely that of the authors, and NCQA specifically disclaims responsibility for any such display, analysis, interpretation, or conclusion. Quality Compass is a registered trademark of NCQA. The HEDIS Medicaid 25th, 50th, and 90th percentiles reflect the measurement year from January 1, 2016, through December 31, 2016.