

# California Health Insurers, Enrollment

Part of California Health Care Foundation's *California Health Insurers* series, available at [www.chcf.org](http://www.chcf.org).

CALIFORNIA HEALTH CARE ALMANAC QUICK REFERENCE GUIDE

NOVEMBER 2018



California Health Care Foundation

## Insurers, by Regulator, 2017

Number of Insurers with Enrollment

Regulator	DMHC	CDI
Number of Insurers with Enrollment	70	68

## Enrollment, by Regulator, 2017

(in millions)

### Commercial

▶ Individual

▶ Small Group

▶ Large Group

### Public, Managed Care

▶ Medicare

▶ Medi-Cal\*

### Commercial and Public

Administrative Services Only (ASO)

### Commercial and Public + ASO

Other†

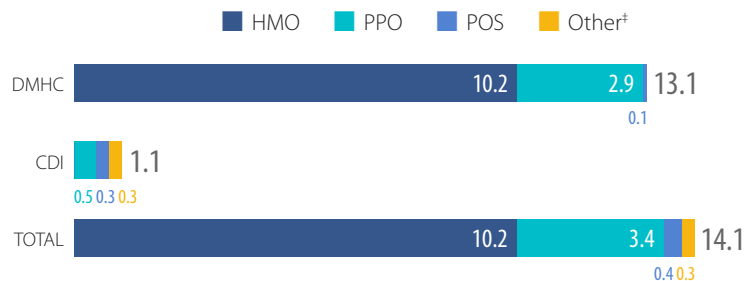
	DMHC	CDI	GROWTH/DECLINE*	
Commercial	13.1	1.1	1%	-5%
▶ Individual	2.1	0.2	-3%	-16%
▶ Small Group	2.1	0.2	4%	-15%
▶ Large Group	9.0	0.7	1%	1%
Public, Managed Care	13.1	0.1	2%	39%
▶ Medicare	2.4	0.1	3%	39%
▶ Medi-Cal*	10.7	0.0	2%	0%
Commercial and Public	26.2	1.2	1%	-2%
Administrative Services Only (ASO)	1.0	4.7	-8%	3%
Commercial and Public + ASO	27.2	5.9	1%	2%
Other†	4.6	0.9	4%	-6%

\*Enrollment reported by regulators. Medi-Cal managed care figures from California Department of Health Care Services were about 0.2 million lower in 2017.

†Other includes enrollment from other plans (3.8 million enrollees subcontracted), student (896,403), Mini-Med (1,190), and other DMHC (750,004).

## COMMERCIAL ENROLLMENT, BY REGULATOR AND PRODUCT TYPE

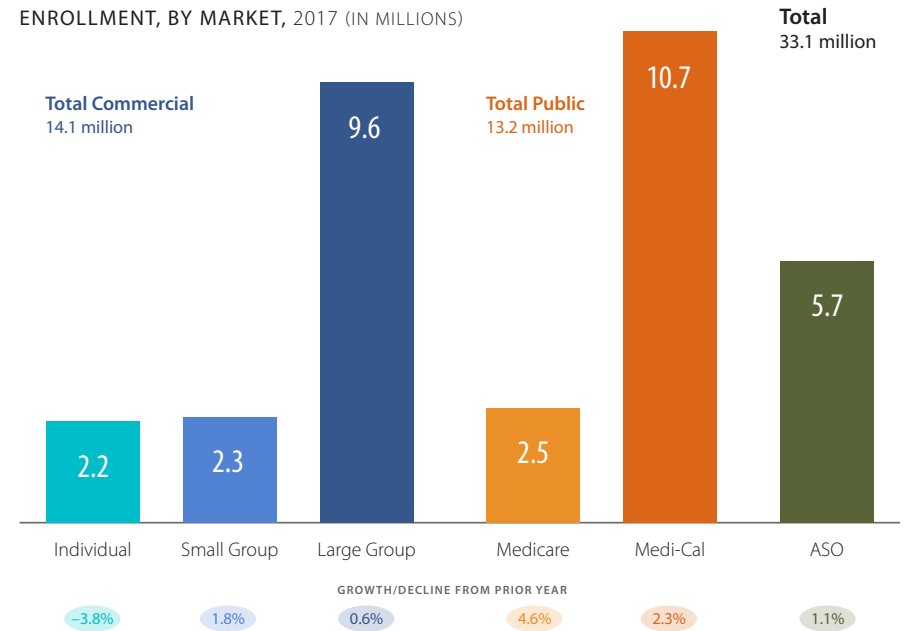
2017 (IN MILLIONS)



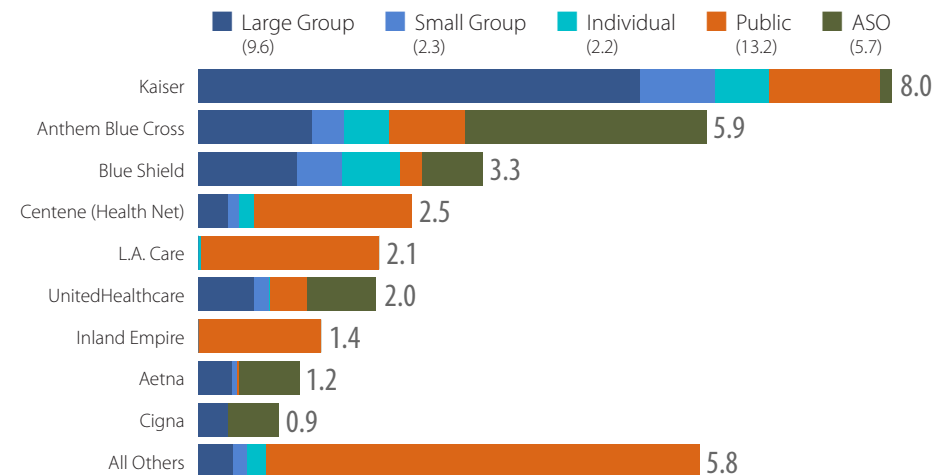
‡Other includes exclusive provider organization (EPO), fee-for-service (FFS), high-deductible health plan (HDHP), and other major medical products.

Note: Segments may not sum to totals due to rounding.

## ENROLLMENT, BY MARKET, 2017 (IN MILLIONS)



## ENROLLMENT, BY INSURER AND MARKET, 2017 (IN MILLIONS)

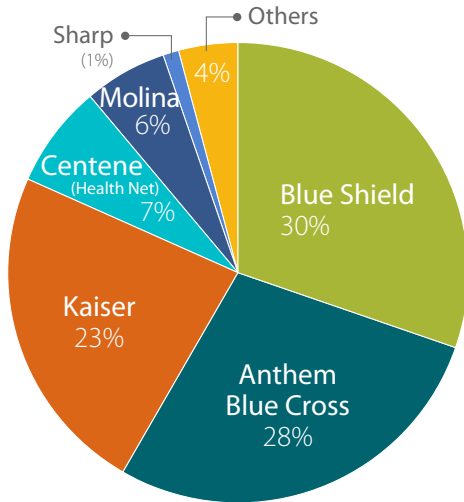


Notes: All figures are as of December 2017. Medicare and Medi-Cal figures reflect managed care enrollment only. Centene acquired Health Net in 2016. The companion data file is available at [www.chcf.org](http://www.chcf.org).

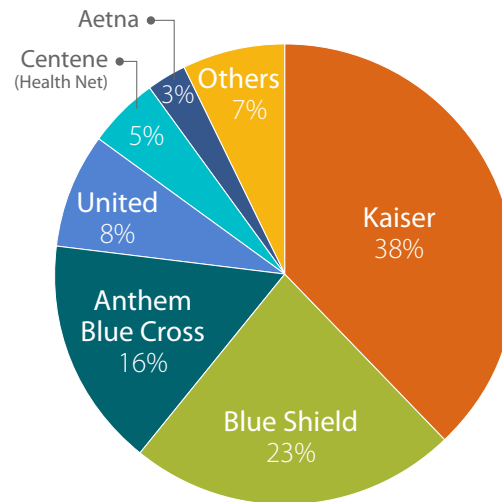
Sources: Department of Managed Health Care (DMHC): Enrollment Summary Report, 2017, [www.dmhc.ca.gov](http://www.dmhc.ca.gov); California Department of Insurance (CDI): Covered Lives Report, 2017, [www.insurance.ca.gov](http://www.insurance.ca.gov).

## Enrollment, by Market and Six Largest Insurers, 2017

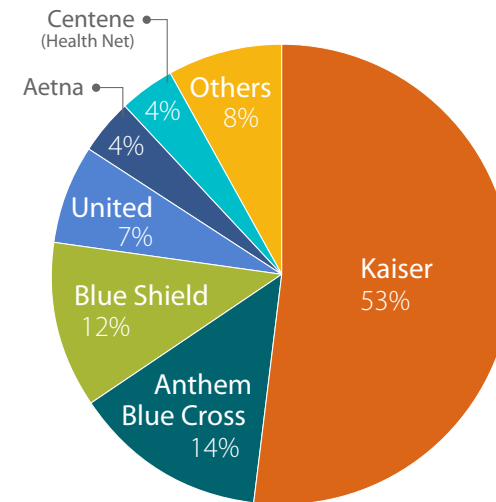
**INDIVIDUAL**  
2.2 MILLION



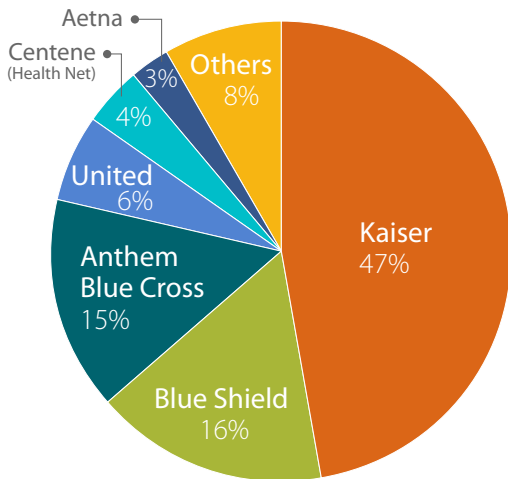
**SMALL GROUP**  
2.3 MILLION



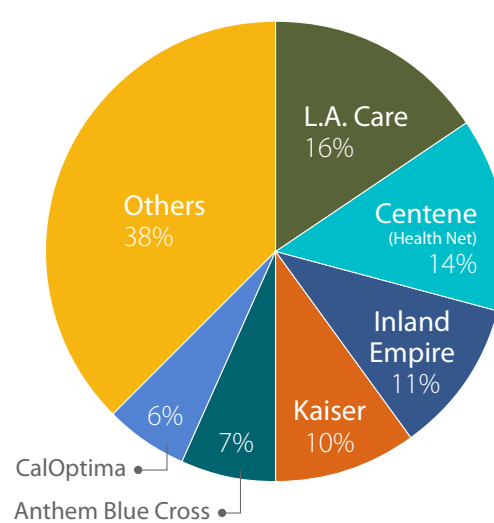
**LARGE GROUP**  
9.6 MILLION



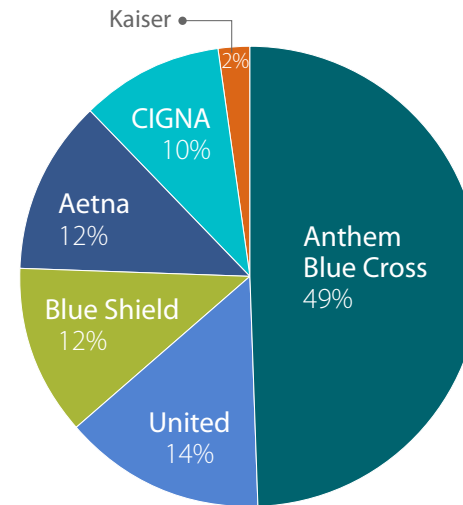
**COMMERCIAL**  
14.1 MILLION



**PUBLIC**  
13.2 MILLION



**ASO**  
5.7 MILLION



Notes: All figures are as of December 2017. Commercial includes individual, small group, and large group markets. United stands for UnitedHealthcare. Centene acquired Health Net in 2016. Public figures reflect managed care enrollment only. The companion data file is available at [www.chcf.org](http://www.chcf.org). Segments may not add to 100% due to rounding.

Sources: Department of Managed Health Care (DMHC): Enrollment Summary Report, 2017, [www.dmhc.ca.gov](http://www.dmhc.ca.gov); California Department of Insurance (CDI): Covered Lives Report, 2017, [www.insurance.ca.gov](http://www.insurance.ca.gov).