

Californians with Low Incomes*

Available at www.chcf.org.

CALIFORNIA HEALTH CARE ALMANAC QUICK REFERENCE GUIDE

March 2019

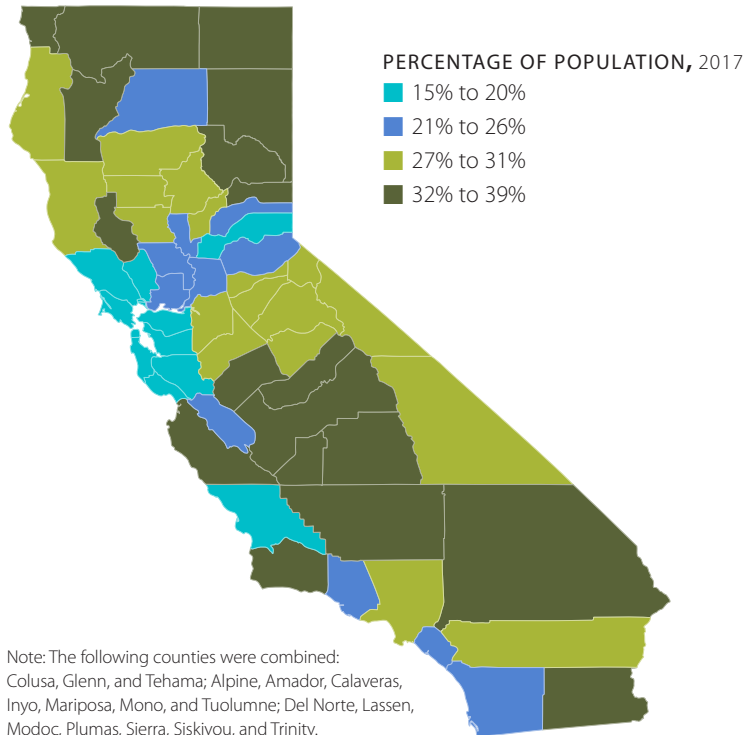


California
Health Care
Foundation

Reference Points, 2017	≤200% FPL	>200% FPL
BY INCOME LEVEL		
Total Californians (in millions)	13.6	25.1
Income spent on health care	11%	5%
Out-of-pocket expenses	\$2,247	\$5,458

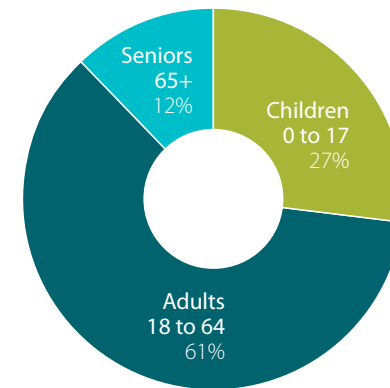
INSURANCE COVERAGE

• Public programs	70%	26%
• Employment-based	15%	60%
• Privately purchased	4%	8%
• Uninsured	11%	5%

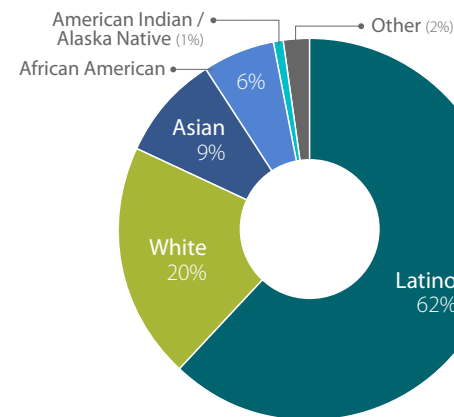


Demographics, 2017

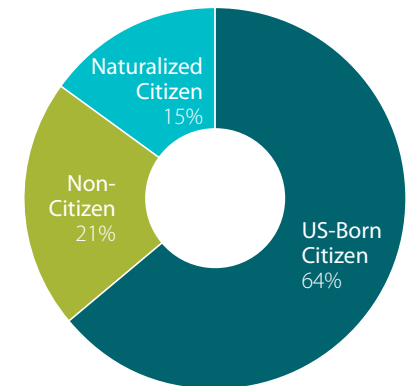
AGE GROUP



RACE/ETHNICITY



CITIZENSHIP

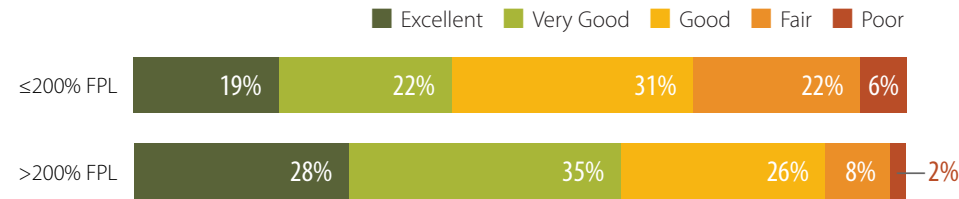


*Low income is defined as household income of 200% or less of federal poverty level (FPL). In 2017, the FPL was \$12,060 for a single person and \$24,600 for a family of four.

Source: 2017 California Health Interview Survey, UCLA Center for Health Policy Research.

Self-Reported Health Status

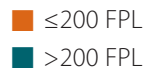
BY INCOME* LEVEL, 2017



Note: Segments may not total 100% due to rounding.

Access to Care

BY INCOME* LEVEL, 2017

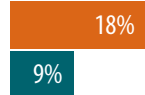


DIFFICULTY FINDING...†

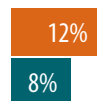
Primary Care



Specialty Care



PROBLEMS PAYING MEDICAL BILLS†

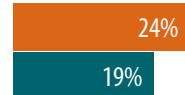


HEALTH CARE VISITS

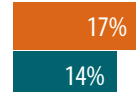
Routine Checkup†



Emergency Room



Emotional/Mental and/or Alcohol/Drug Issues†

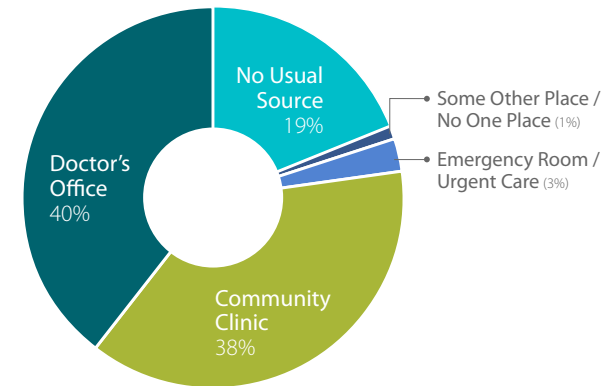


DELAYED NEEDED CARE DUE TO COST OR LACK OF INSURANCE



Usual Source of Care

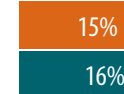
LOW-INCOME* CALIFORNIANS, 2017



Notes: Doctor's office includes HMO and Kaiser. Segments do not total 100% due to rounding.

HEALTH CONDITIONS

Ever Diagnosed with Asthma



Serious Psychological Distress in the Past Year†



Ever Diagnosed with Heart Disease†



*Low income is defined as household income of 200% or less of federal poverty level (FPL). In 2017, the FPL was \$12,060 for a single person and \$24,600 for a family of four.

†Adults only.

Source: 2017 California Health Interview Survey, UCLA Center for Health Policy Research.