

# California Health Insurers, Enrollment

Part of California Health Care Foundation's *California Health Insurers* series, available at [www.chcf.org](http://www.chcf.org).

CALIFORNIA HEALTH CARE ALMANAC QUICK REFERENCE GUIDE

FEBRUARY 2018



California Health Care Foundation

## Insurers, by Regulator, 2016

Number of Insurers with Enrollment

Regulator	DMHC	CDI
Number of Insurers with Enrollment	68	67

## Enrollment, by Regulator, 2016

(in millions)

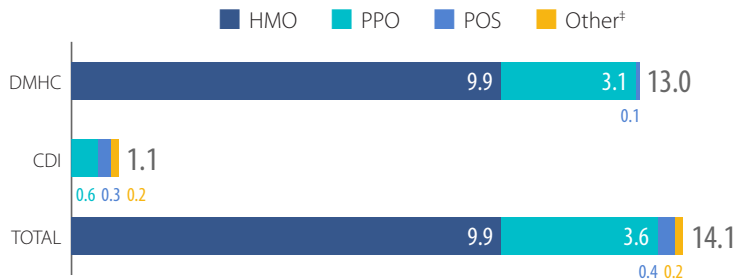
Category	DMHC	CDI	GROWTH*	DECLINE*
<b>Commercial</b>	13.0	1.1	2%	-19%
▶ Individual	2.1	0.2	4%	-38%
▶ Small Group	2.0	0.2	9%	-2%
▶ Large Group	8.9	0.7	0%	-16%
<b>Public, Managed Care</b>	12.8	0.1	2%	67%
▶ Medicare	2.3	0.1	2%	67%
▶ Medi-Cal and Other Public*	10.5	0.0	2%	0%
<b>Commercial and Public</b>	25.8	1.2	2%	-16%
Administrative Services Only (ASO)	1.1	4.6	-4%	-17%
<b>Commercial and Public + ASO</b>	26.9	5.8	2%	-17%
Other†	4.4	1.0	12%	19%

\*Enrollment reported by regulators. Medi-Cal managed care figures from California Department of Health Care Services were about 0.1 million lower in 2016.

†Other includes enrollment from other plans (3.6 million enrollees subcontracted), enrollment in student (951,631), Mini-Med (638), and other DMHC (820,623) categories.

## COMMERCIAL ENROLLMENT, BY REGULATOR AND PRODUCT TYPE

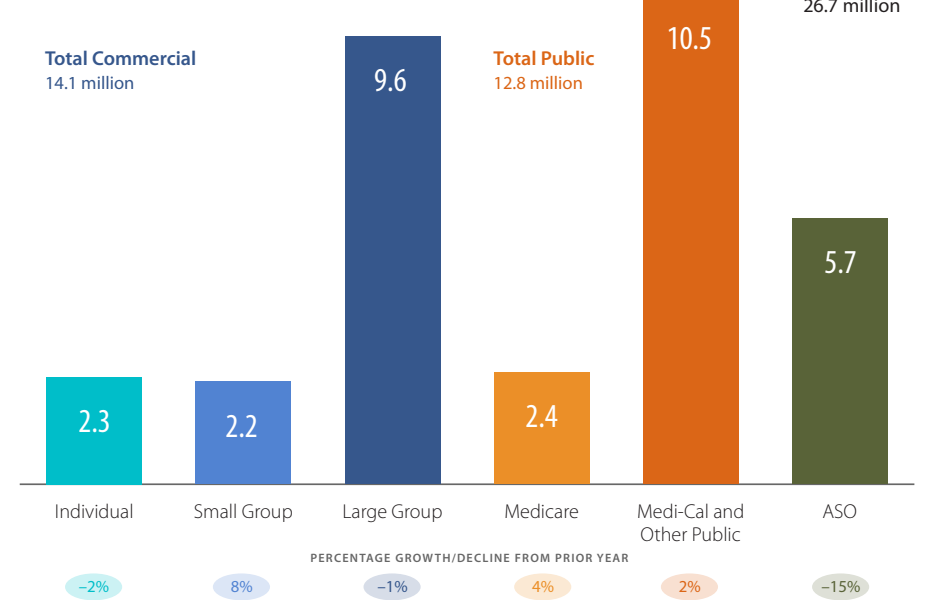
2016 (IN MILLIONS)



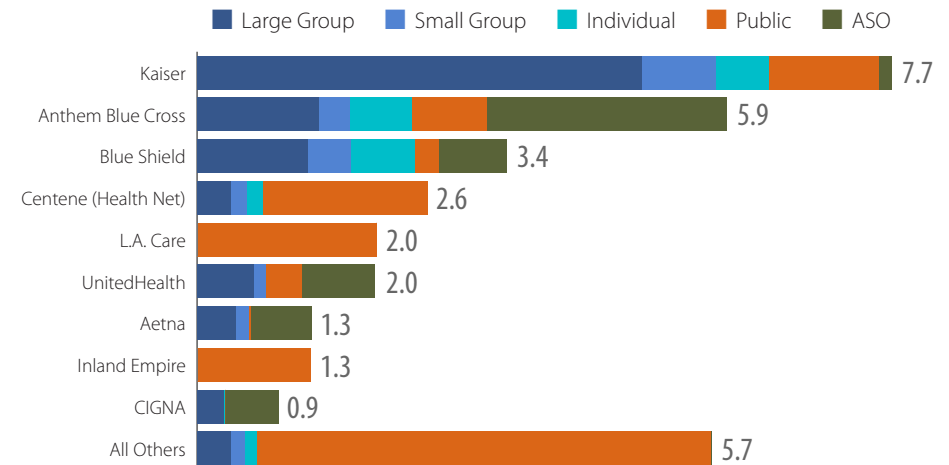
‡Other includes exclusive provider organization (EPO), fee-for-service (FFS), high-deductible health plan (HDHP), and other major medical products.

Note: Segments may not sum to totals due to rounding.

## ENROLLMENT, BY MARKET, 2016 (IN MILLIONS)



## ENROLLMENT, BY INSURER AND MARKET, 2016 (IN MILLIONS)

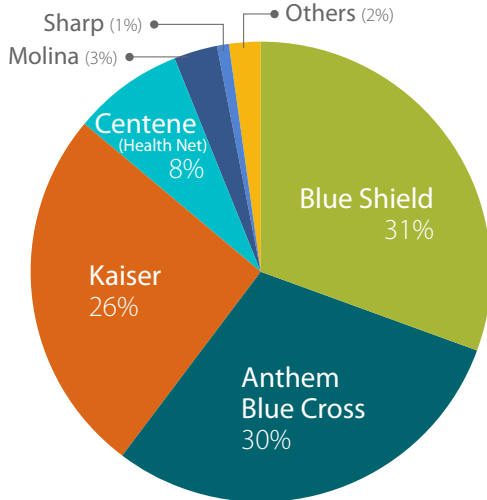


Notes: All figures are as of December 2016. Medicare and Medi-Cal figures reflect managed care enrollment only. Centene acquired Health Net in 2016. For more details, see the [companion data file](#) and [blog](#).

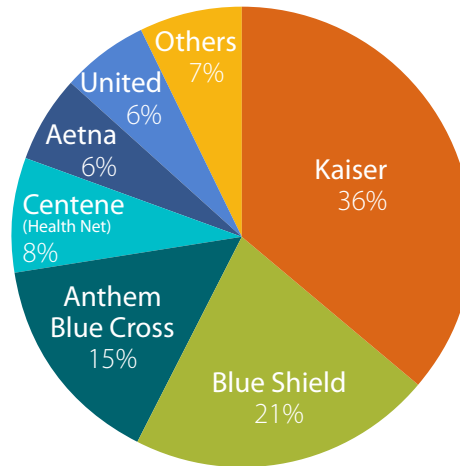
Sources: Department of Managed Health Care (DMHC): Enrollment Summary Report, 2016, [www.dmhc.ca.gov](http://www.dmhc.ca.gov); California Department of Insurance (CDI): Covered Lives Report, 2016, [www.insurance.ca.gov](http://www.insurance.ca.gov).

## Enrollment, by Market and Six Largest Insurers, 2016

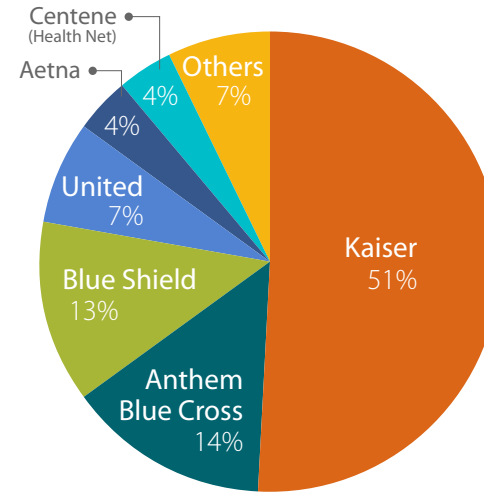
**INDIVIDUAL**  
2.3 MILLION



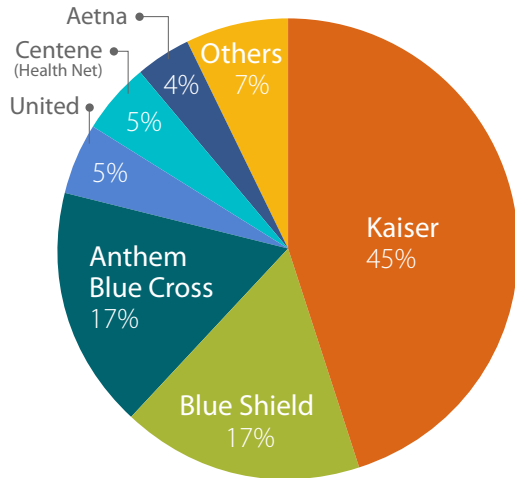
**SMALL GROUP**  
2.2 MILLION



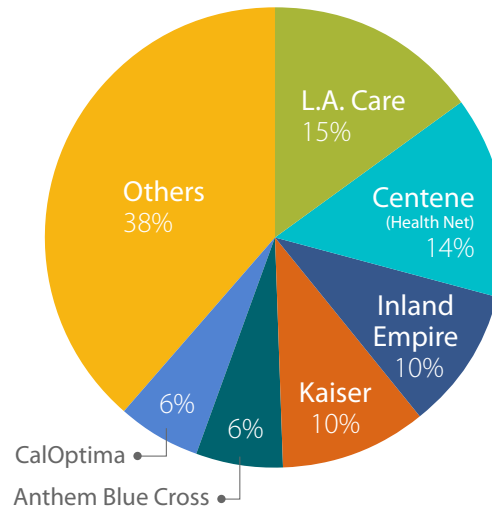
**LARGE GROUP**  
9.6 MILLION



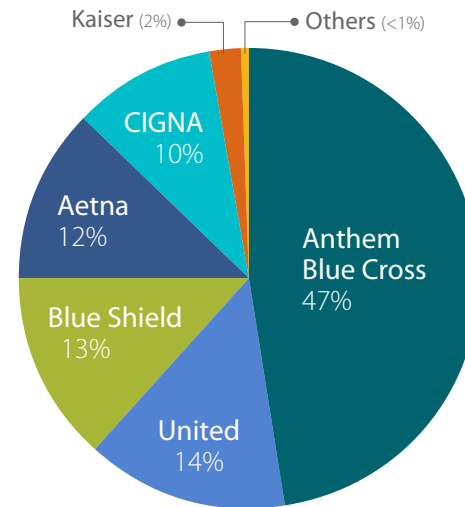
**COMMERCIAL**  
14.1 MILLION



**PUBLIC**  
12.8 MILLION



**ASO**  
5.7 MILLION



Notes: All figures are as of December 2016. Commercial includes individual, small group, and large group markets. United stands for UnitedHealthcare. Centene acquired Health Net in 2016. Public figures reflect managed care enrollment only. For more details, see the [companion data file](#) and [blog](#). Segments may not add to 100% due to rounding.

Sources: Department of Managed Health Care (DMHC): Enrollment Summary Report, 2016, [www.dmhc.ca.gov](http://www.dmhc.ca.gov); California Department of Insurance (CDI): Covered Lives Report, 2016, [www.insurance.ca.gov](http://www.insurance.ca.gov).