





YOUR MONEY OR YOUR HEALTH ?

40%




4 IN 10 ADULTS DELAYED
CARE DUE TO COST IN 2014

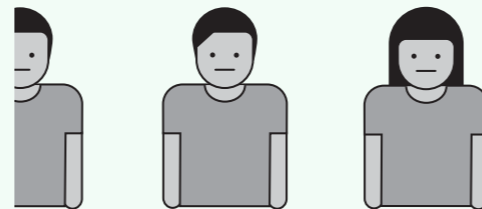
50%
LATINO




38%
WHITE



27%
ASIAN



26%
AFRICAN AMERICAN




HALF OF

LATINOS


DELAYED CARE

DUE TO COST




YOUR MONEY OR YOUR HEALTH ?

40%



4 IN 10 ADULTS DELAYED
CARE DUE TO COST IN 2014


55%
FAIR - POOR



44%
GOOD



35%
EXCELLENT - VERY GOOD



MORE THAN
HALF OF THOSE
IN **FAIR TO POOR**
HEALTH DELAYED
CARE DUE
TO COST