



CALIFORNIA HEALTHCARE FOUNDATION

Enabling Cancer Registries: Health Plan Perspective

Jennifer Malin, MD, PhD

Medical Director
Oncology Solutions & Innovation
Anthem Blue Cross

November 14, 2014



Anthem Blue Cross Approach to Addressing Variation in Quality and Cost of Cancer Care

1 in 3

Chemotherapy patients receive treatment inconsistent with medical evidence

25%

Annual growth in cost of new cancer therapies

69%

Revenue to operate oncology practices is from profit from administering drugs

180

New cancer studies published quarterly



Evidence / best practice based pathways developed with oncologists & based on national guidelines



Meaningful incentives for pathway compliance



Streamlined approval process enables increased efficiency



Enhanced reporting on quality, cost, outcomes

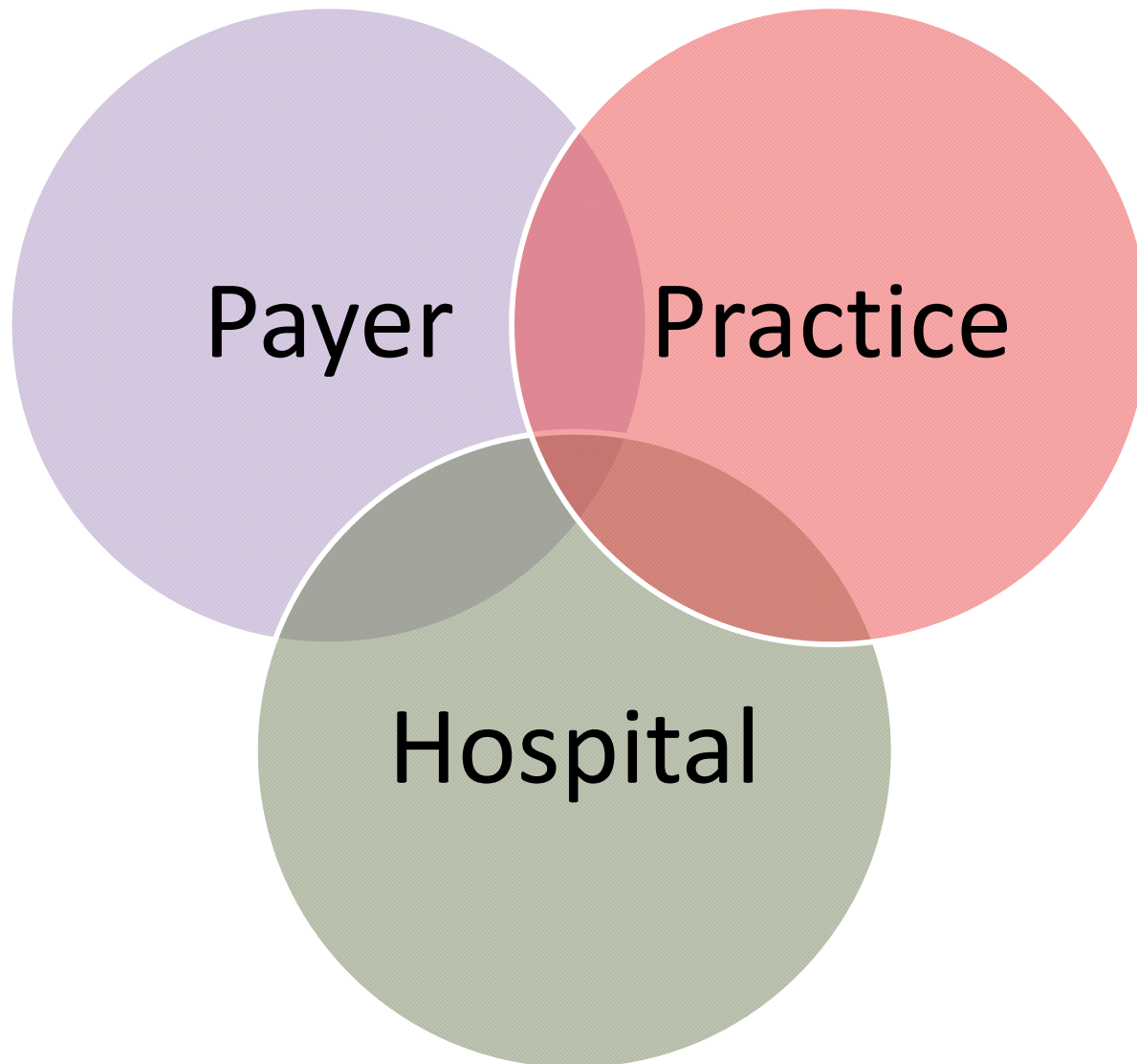
Anthem Cancer Care Quality Program

Aligning incentives to support quality and value

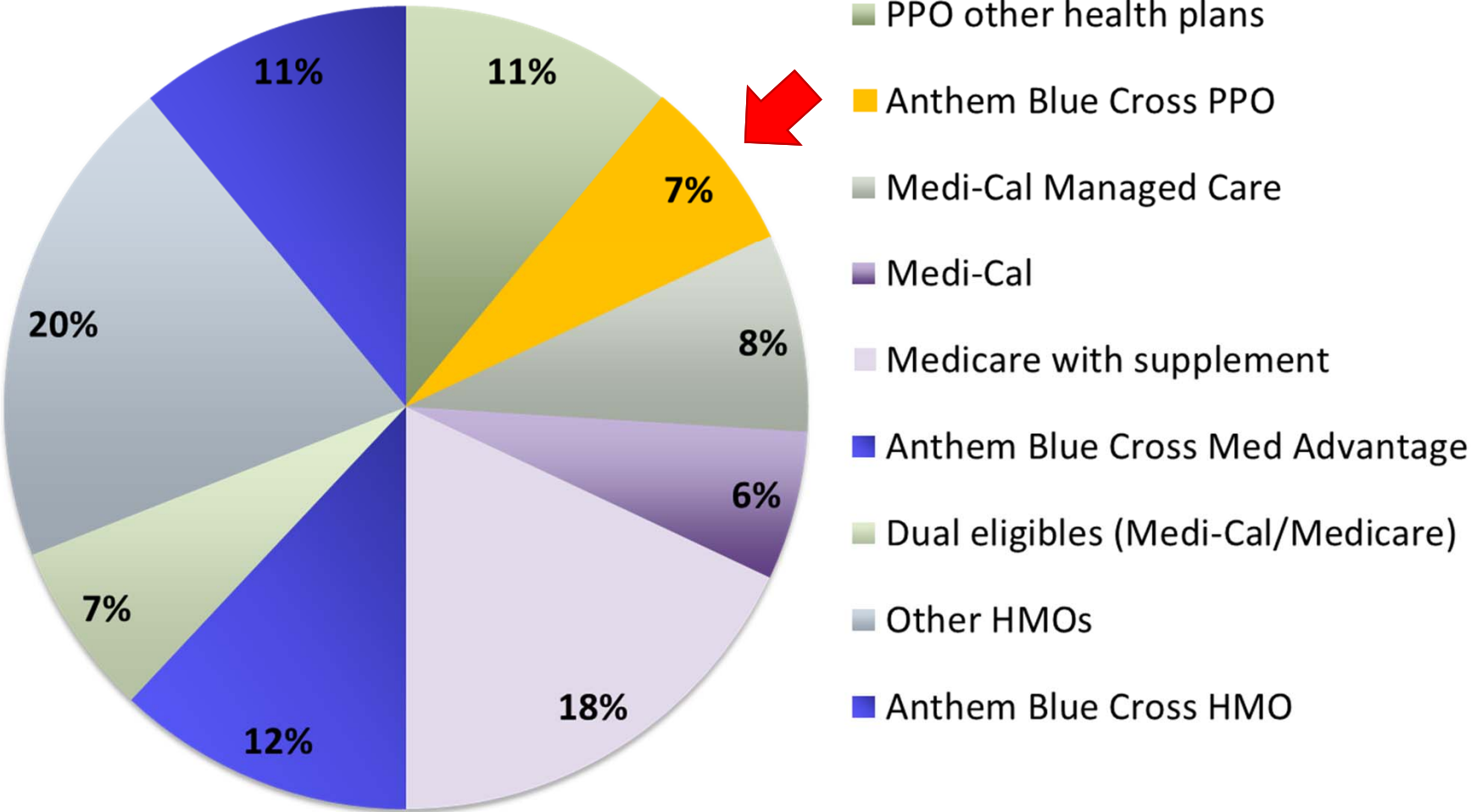
- The Cancer Care Quality Program provides a framework **for rewarding high quality cancer care**
- Oncologists participating in the program are eligible **for enhanced reimbursement** when they select a treatment regimen that is on Pathway
- Key elements of clinical data (e.g., stage, biomarkers) on Anthem patients collected entered through web portal for program execution



Fragmented System Limits Sample Size for Quality Measurement

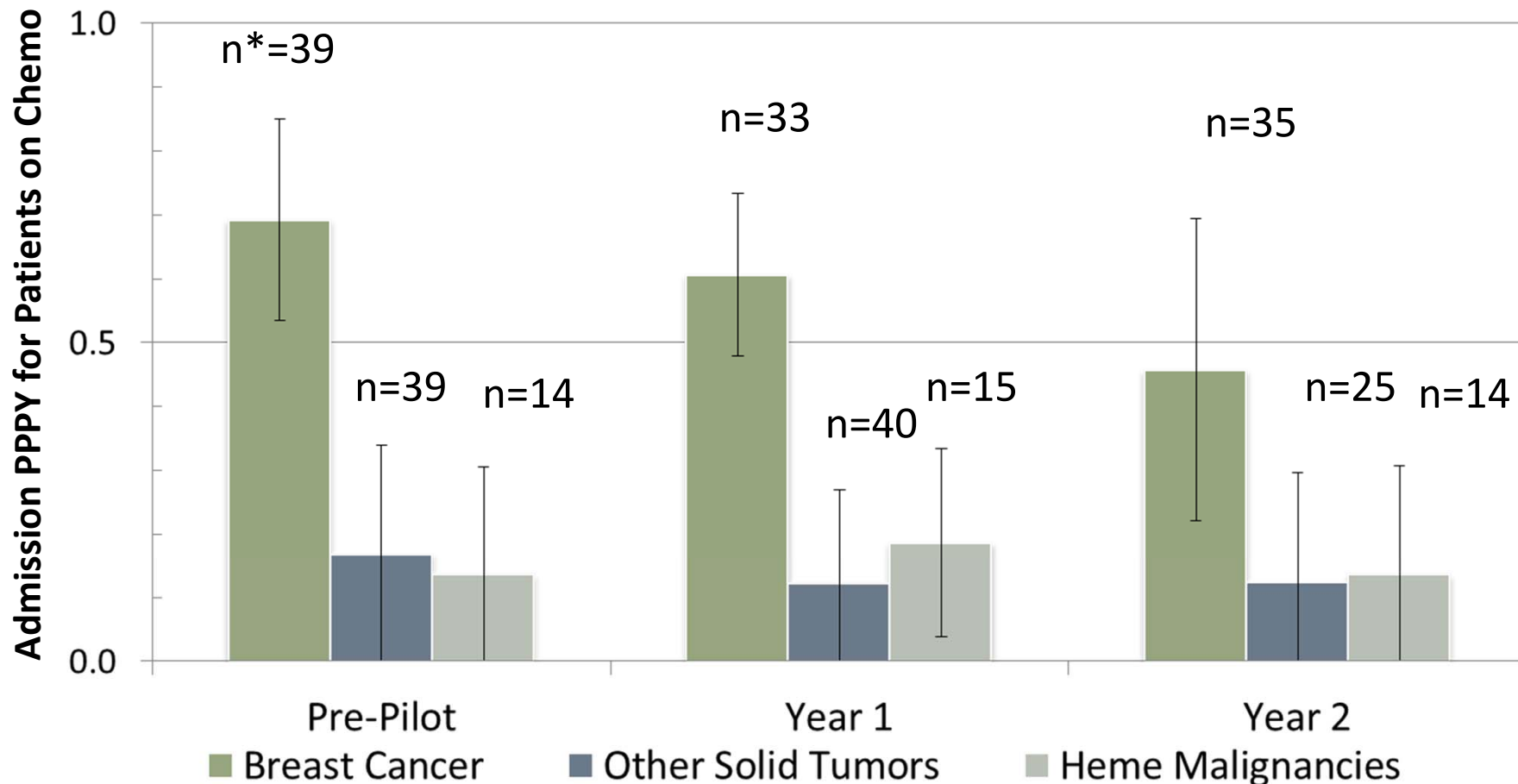


Anthem PPO Members Are Only 7% of Patients in So. Cal. Oncology Medical Home Practice



With 7% Anthem PPO in Practice, Quality Measurement Is Challenged by Small Numbers

Anthem Blue Cross Oncology Medical Home Pilot – PPO Members:
Hospital Admissions by Tumor Type



* # patients treated with chemotherapy

Anthem California data 2010-2012

Anthem Care Comparison

Cost and Quality Information

Anthem Care Comparison

Anthem Care Comparison
We make it convenient to find healthcare providers and facilities that match your particular situation. However, it is important to note that you may need services from a provider such as a radiologist, an anesthesiologist, a pathologist or a neonatologist. Although we make every effort to ensure that these providers are participating providers, not all facilities may require these providers to be in our network.

Therefore, please insure your provider is in network prior to receiving care by checking your online provider directory, calling the Customer Service number on your ID card, or by contacting the provider. Should you need the services of an out of network provider, you may be subject to balance-billing (charges over and above your plan's reimbursement) except where the law provides otherwise.

1 CHOOSE REPORT | **2 CHOOSE HOSPITALS** | **3 RANK CRITERIA** | **4 VIEW REPORT**

Report on Spinal Fusion

This report compares hospitals within 20 miles of Saint Louis, MO for **Spinal Fusion**, and is based on your selections and rankings. This is just one of several sources you should consult to select a hospital; always consult your physician about what decision is right for you.

Summary | **Patients** | **Mortality** | **Complications** | **Length of Stay** | **Safety** | **Patient Experience**

Overall	Name	Patients/yr	Mortality	Complications	LOS
+	Missouri Baptist Medical Center	+	+	○	+
+	Des Peres Hospital	+	+	○	○
+	St. Anthony's Medical Center	○	+	○	+
○	Memorial Hospital-Belleville	-	+	+	○
○	St. Johns Mercy Medical Center - St. Louis	+	+	○	-
○	Christian Hospital Northeast	○	+	○	○
○	Barnes Jewish Hospital	+	+	○	-
○	St. Marys Health Center Richmond Hqhts	-	+	○	○
-	St. Louis University Hospital	○	+	-	-

Consumer can see side-by-side comparisons of inpatient and outpatient procedures; diagnostic tests and office visits; and provider service frequency.

Cost and Quality Included




\$80 million integrated data exchange from **Anthem Blue Cross** and **Blue Shield of California** containing records of **9 million** Californians, or **25% of the state.**



Gather:

Collect and integrate clinical data from multiple sources



Share:

Easy, reliable, secure access for doctors, nurses, and hospitals



Lower:

Complications, costs, inefficiencies, readmissions, and waste



Improve:

Administration, coordination, delivery, innovation, and quality

In Summary

California Cancer Registry data for quality of care measurement and public reporting is key because

- Quality measurement is essential for payers to align reimbursement with quality of care
- Payer databases lack key clinical data elements necessary to measure quality of cancer care
- Only a subset of patients in any practice are members of a particular health plan – this limits sample size for quality measurement

The vision proposed by the Workgroup to leverage California Cancer Registry data is essential to have meaningful reporting that is needed to achieve quality and value in cancer care