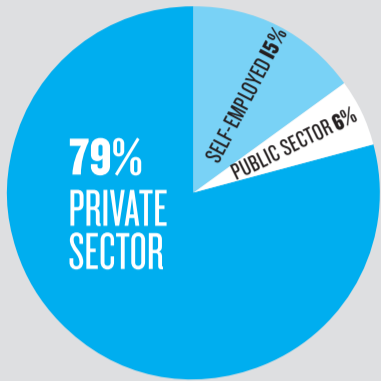


# EMPLOYED BUT UNINSURED

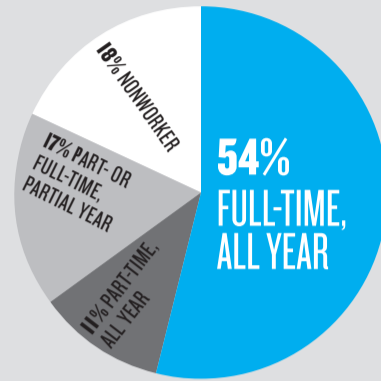
CALIFORNIA'S  
UNINSURED BY  
EMPLOYMENT &  
FAMILY INCOME

## EMPLOYMENT CALIFORNIA RESIDENTS IN 2011

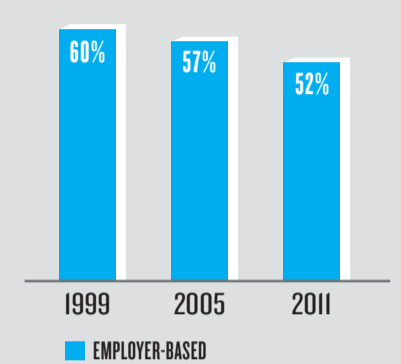
### WHERE DO THEY WORK?<sup>1</sup>



### % OF UNINSURED CHILDREN, BY WORK STATUS OF FAMILY HEAD<sup>2</sup>



### EMPLOYER COVERAGE IS DECLINING




## ANNUAL FAMILY INCOME CALIFORNIA RESIDENTS IN 2011

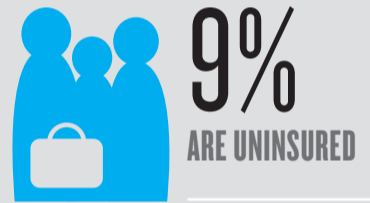
### \$25,000-\$49,999



### \$50,000-\$74,999

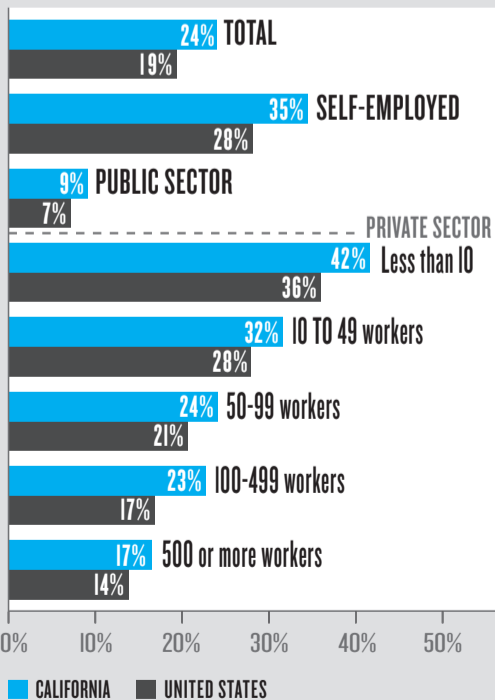


### \$75,000 OR MORE



## VS. HOW DOES CALIFORNIA COMPARE WITH THE US?

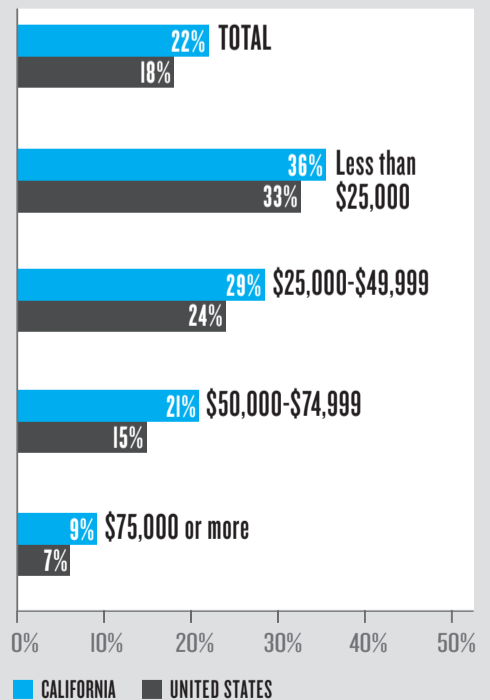
### LIKELIHOOD OF WORKERS BEING UNINSURED<sup>3</sup>



**IN ALL CASES, CALIFORNIA WORKERS ARE MORE LIKELY TO BE UNINSURED THAN US WORKERS AS A WHOLE.**



### LIKELIHOOD OF BEING UNINSURED BY FAMILY INCOME



<sup>1</sup> Data reflect uninsured workers, ages 18-64.

<sup>2</sup> Data reflect uninsured children, under age of 18.

<sup>3</sup> Data reflect the working population, ages 18-64.

Notes: Unless otherwise noted, all numbers reflect the nonelderly population, under age 65. Details may not add to the totals because individuals may receive coverage from more than one source. Sources: Employee Benefit Research Institute estimates of the Current Population Survey, 1988-2012 March Supplements.

For more information, visit [www.chcf.org/almanac/insurance](http://www.chcf.org/almanac/insurance).