



CALIFORNIA
HEALTHCARE
FOUNDATION

California Hospitals

A supplement to California HealthCare Foundation's *California Hospitals: An Evolving Environment*, available at www.chcf.org.

CALIFORNIA HEALTH CARE ALMANAC QUICK REFERENCE GUIDE

California Hospitals, 2013

Total General Acute Care (GAC) Hospitals*	386
Occupancy Rate	53%
Case Mix Index [†] (median)	1.23

*Excludes specialty hospitals such as psychiatric, chemical dependency recovery, long-term acute care, rehabilitation, and skilled nursing.

†A measure of the relative cost or resources needed to treat patients.

Discharges and Visits

(IN MILLIONS)

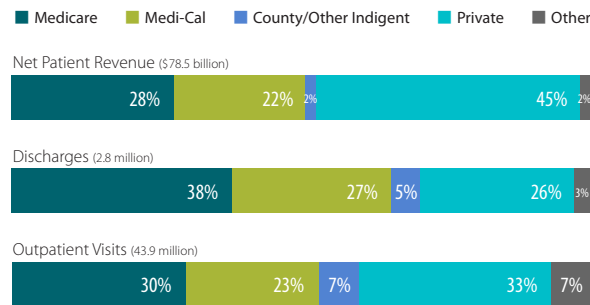
TOTAL

Discharges	3.3
Total Outpatient Visits	43.9
ED Visits.	11.4
Clinic Visits	15.0
Referred Outpatient Visits	15.5
Other Visits.	2.0

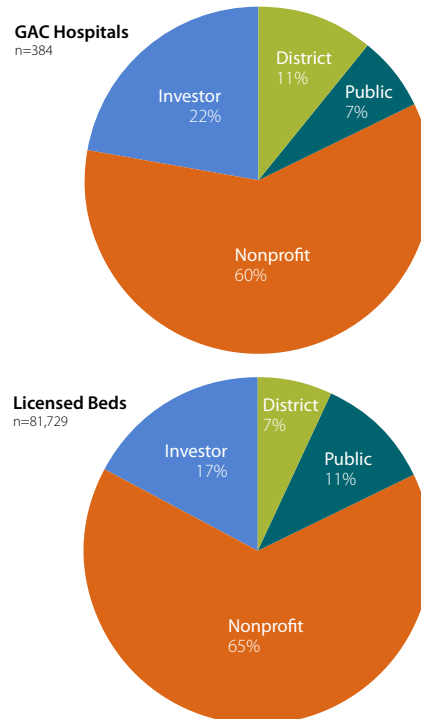
Beds Licensed, by Type[‡]

	2004	2013
Medical/Surgical Acute (includes GYN)	47,090	48,831
Perinatal (includes LDRP, excludes nursery)	6,403	6,769
Intensive Care	5,677	6,901
Newborn Intensive Care	3,247	3,978
Pediatric Acute	3,207	3,028
Rehabilitation Center	1,712	1,721
Coronary Care	1,574	1,402
Burn Center	153	147
Acute Respiratory Care	53	35
TOTAL GAC BEDS	69,116	72,812
Skilled Nursing	8,078	5,796
Acute Psychiatric	3,876	3,025
Chemical Dependency	109	96
TOTAL LICENSED BEDS	81,179	81,729

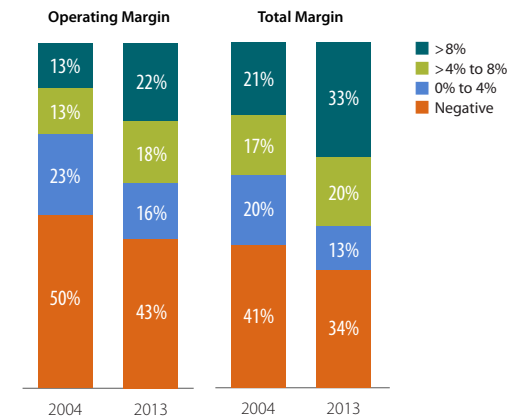
NET PATIENT REVENUE, DISCHARGES, AND OUTPATIENT VISITS, BY PAYER, 2013[§]



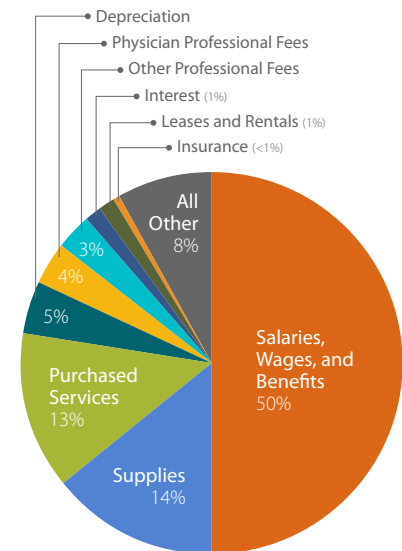
GAC HOSPITALS AND LICENSED BEDS, BY OWNERSHIP, 2013[‡]



HOSPITAL MARGINS, BY RANGE 2004 AND 2013[§]



HOSPITAL OPERATING EXPENSES BY TYPE, 2013[§]



[‡]Excludes hospitals suspended for the entire year. [§]Excludes Kaiser hospitals.