



California Health Care Foundation

# California Regional Markets: San Francisco Bay Area

CALIFORNIA HEALTH CARE ALMANAC QUICK REFERENCE GUIDE

Other guides available at [www.chcf.org](http://www.chcf.org).



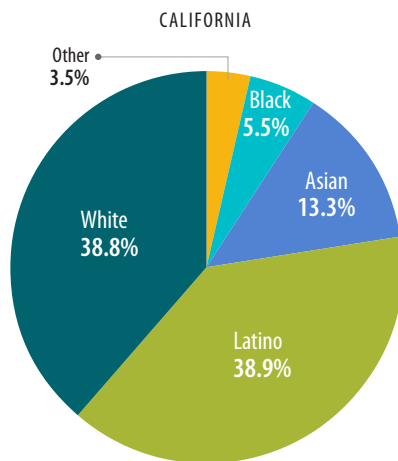
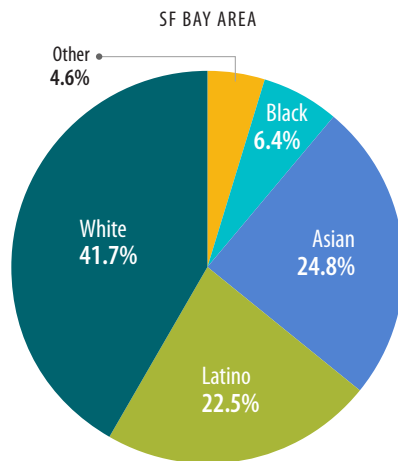
## Population Statistics, 2014

	SF Bay Area	California
Total population (in millions)	4.6	38.8
Population growth, 10-year	10.9%	9.1%
Population growth, 5-year	6.4%	5.0%

## Age of Population, 2014



## Race/Ethnicity, 2014



## 65 and older



## Hospitals, 2014

	SF Bay Area	California
Acute care beds per 100,000 (community hospitals)	202.8	181.8
Occupancy rate (licensed acute care beds)	44.4%	53.0%
Average length of stay (in days)	4.3	4.4

## Health Professionals

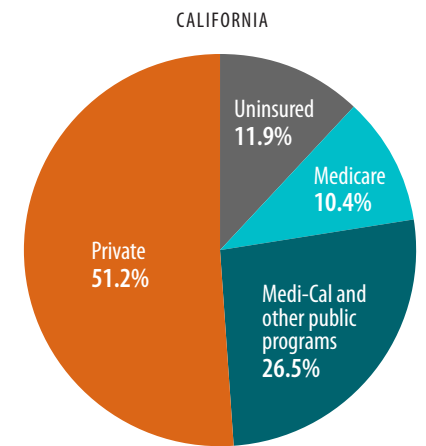
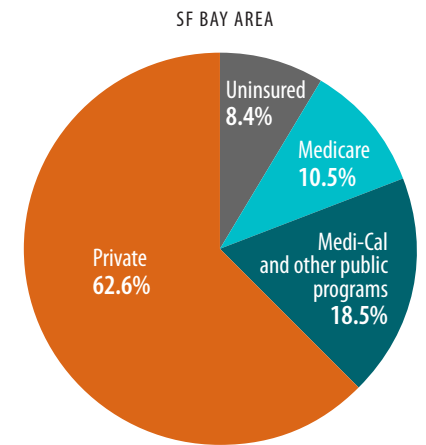
Per 100,000 Population, 2011

	SF Bay Area	California
Physicians	267	194
Primary care physicians	86	64
Specialists	181	130

## Economic Indicators, 2014

	SF Bay Area	California
Below 100% FPL	11.8%	18.4%
Below 200% FPL	25.5%	40.7%
Unemployment rate	5.2%	7.5%

## Source of Health Insurance, All Ages, 2014



Notes: Asian, Black, White, and Other categories are non-Latino. FPL is federal poverty level. Charts may not total 100% due to rounding.

Source: California Health Care Foundation, *San Francisco Bay Area: Major Players Drive Regional Network Development*, [www.chcf.org](http://www.chcf.org).

©2016 CALIFORNIA HEALTH CARE FOUNDATION

California Health Care

Foundation

1438 Webster Street

Suite 400

Oakland, CA 94612

510.238.1040

[www.chcf.org](http://www.chcf.org)