

California Regional Markets: San Francisco Bay Area

CALIFORNIA HEALTH CARE ALMANAC QUICK REFERENCE GUIDE

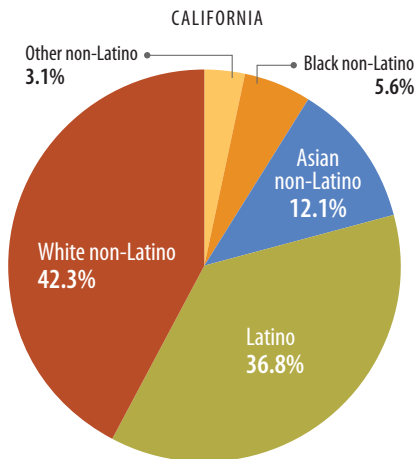
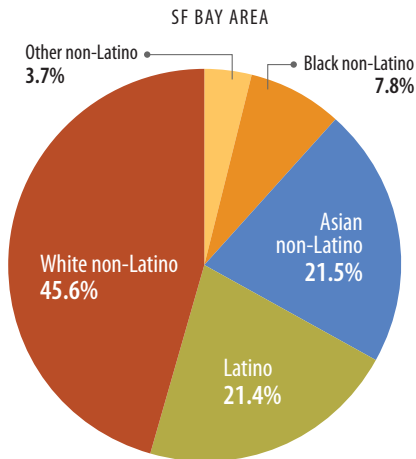
Other guides are available at www.chcf.org.



CALIFORNIA
HEALTHCARE
FOUNDATION

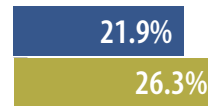
Population Statistics, 2010	SF Bay Area	California
Total population (in millions)	4.3	37.3
Population growth, 10-year	5.1%	10.0%
Population growth, 5-year	4.5%	4.1%

Race/Ethnicity, 2009



Age of Population, 2009

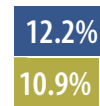
Under 18



18 to 64



65 and older



Hospitals, 2010	SF Bay Area	California
Acute care beds (per 100,000 population, community hospitals)	204.7	178.4
Occupancy rate (licensed acute care beds)	53.0%	57.8%
Average length of stay (in days)	4.7	4.5

Health Professionals

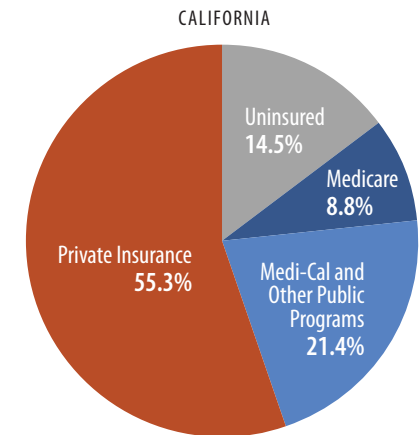
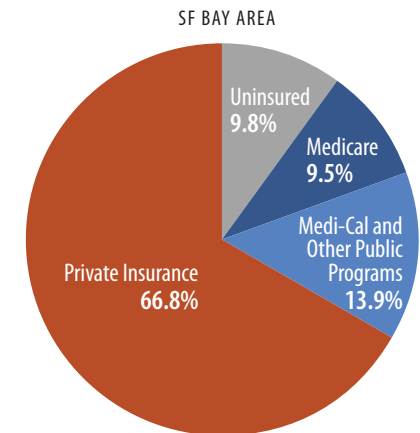
Per 100,000 Population, 2008	SF Bay Area	California
Physicians	239	174
Primary care physicians	79	59
Dentists	89	69

Economic Indicators

	SF Bay Area	California
Below 100% FPL (2009)	11.7%	17.8%
Below 200% FPL (2009)	25.3%	36.4%
Unemployment rate (2011)	10.1%	12.4%

Note: FPL is federal poverty level.

Health Insurance, All Ages, 2009



Notes: Charts may not total 100% due to rounding. Region includes Alameda, Contra Costa, Marin, San Francisco, and San Mateo Counties.

Source: California HealthCare Foundation, "San Francisco Bay Area: Health Care Providers Shift Allegiances as Regional Networks Emerge," www.chcf.org.

California HealthCare
Foundation

1438 Webster Street

Suite 400

Oakland, CA 94612

510.238.1040

www.chcf.org