



California Regional Markets: San Diego

CALIFORNIA HEALTH CARE ALMANAC QUICK REFERENCE GUIDE

Other guides available at www.chcf.org.



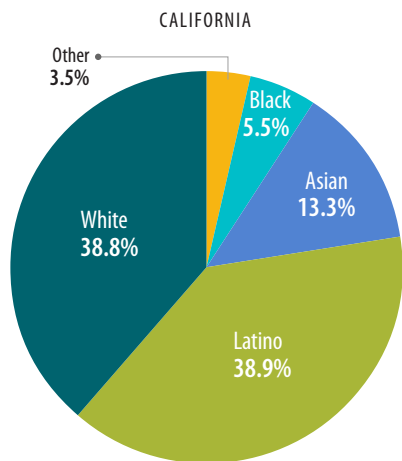
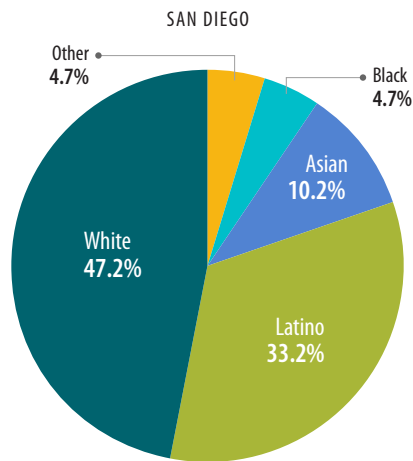
Population Statistics, 2014

	San Diego	California
Total population (in millions)	3.3	38.8
Population growth, 10-year	11.2%	9.1%
Population growth, 5-year	6.9%	5.0%

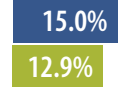
Age of Population, 2014



Race/Ethnicity, 2014



65 and older



Hospitals, 2014

	San Diego	California
Acute care beds per 100,000 (community hospitals)	155.6	181.8
Occupancy rate (licensed acute care beds)	58.2%	53.0%
Average length of stay (in days)	4.3	4.4

Health Professionals

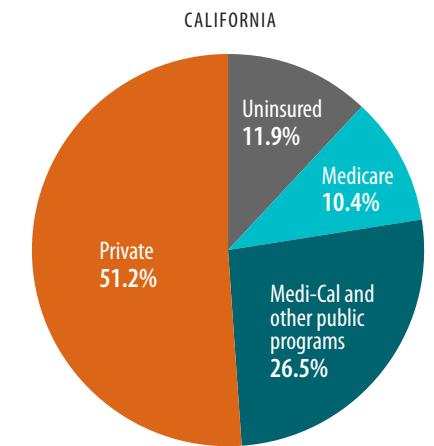
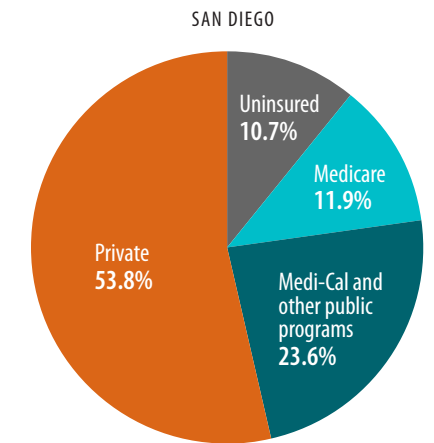
Per 100,000 Population, 2011

	San Diego	California
Physicians	211	194
Primary care physicians	64	64
Specialists	147	130

Economic Indicators, 2014

	San Diego	California
Below 100% FPL	16.7%	18.4%
Below 200% FPL	37.3%	40.7%
Unemployment rate	6.4%	7.5%

Source of Health Insurance, All Ages, 2014



Notes: Asian, Black, White, and Other categories are non-Latino. FPL is federal poverty level. Charts may not total 100% due to rounding.

Source: California Health Care Foundation, *San Diego: Major Providers Pursue Countywide Networks and New Patient Care Models*, www.chcf.org.

©2016 CALIFORNIA HEALTH CARE FOUNDATION