

California Regional Markets: San Diego

CALIFORNIA HEALTH CARE ALMANAC QUICK REFERENCE GUIDE

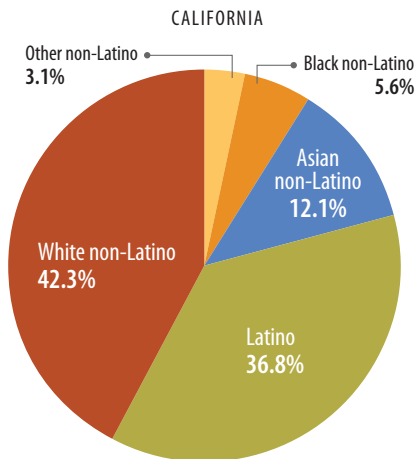
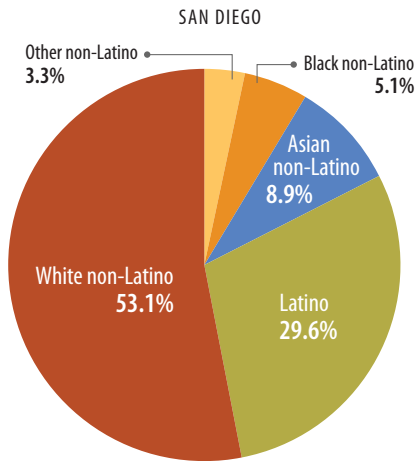
Other guides are available at www.chcf.org.



CALIFORNIA
HEALTHCARE
FOUNDATION


Population Statistics, 2010	San Diego	California
Total population (in millions)	3.1	37.3
Population growth, 10-year	10.0%	10.0%
Population growth, 5-year	5.2%	4.1%

Race/Ethnicity, 2009



Age of Population, 2009

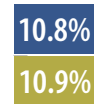
Under 18



18 to 64



65 and older



Hospitals, 2010	San Diego	California
Acute care beds (per 100,000 population, community hospitals)	133.0	178.4
Occupancy rate (licensed acute care beds)	62.3%	57.8%
Average length of stay (in days)	4.2	4.5

Health Professionals

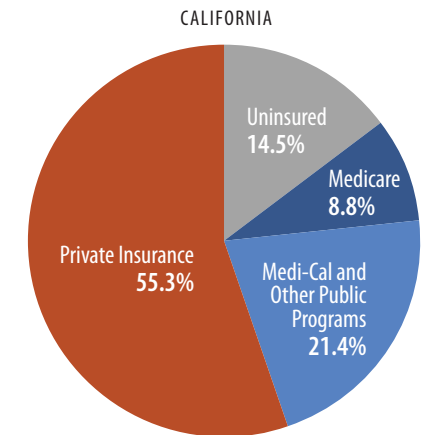
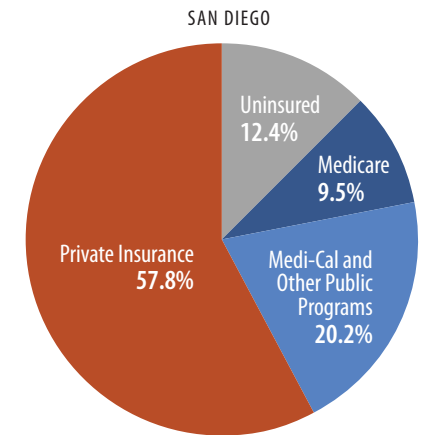
Per 100,000 Population, 2008	San Diego	California
Physicians	187	174
Primary care physicians	60	59
Dentists	70	69

Economic Indicators

	San Diego	California
Below 100% FPL (2009)	11.9%	17.8%
Below 200% FPL (2009)	29.0%	36.4%
Unemployment rate (2011)	10.5%	12.4%

Note: FPL is federal poverty level.

Health Insurance, All Ages, 2009



Notes: Charts may not total 100% due to rounding. Region includes San Diego County.

Source: California HealthCare Foundation, "San Diego: Health Care Providers Expand Capacity as Competition Increases for Well-Insured Patients," www.chcf.org.

California HealthCare
Foundation

1438 Webster Street

Suite 400

Oakland, CA 94612

510.238.1040

www.chcf.org