



California Regional Markets: Sacramento

CALIFORNIA HEALTH CARE ALMANAC QUICK REFERENCE GUIDE

Other guides available at www.chcf.org.



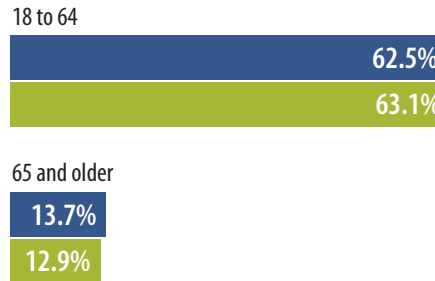
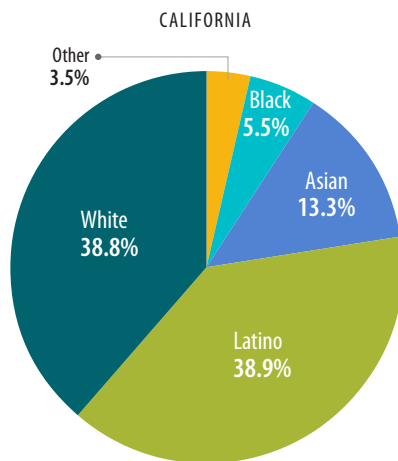
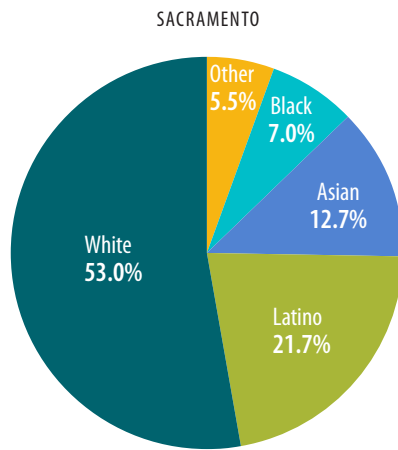
Population Statistics, 2014

	Sacramento	California
Total population (in millions)	2.2	38.8
Population growth, 10-year	12.1%	9.1%
Population growth, 5-year	5.6%	5.0%

Age of Population, 2014



Race/Ethnicity, 2014



Hospitals, 2014

	Sacramento	California
Acute care beds per 100,000 (community hospitals)	165.4	181.8
Occupancy rate (licensed acute care beds)	58.6%	53.0%
Average length of stay (in days)	4.1	4.4

Health Professionals

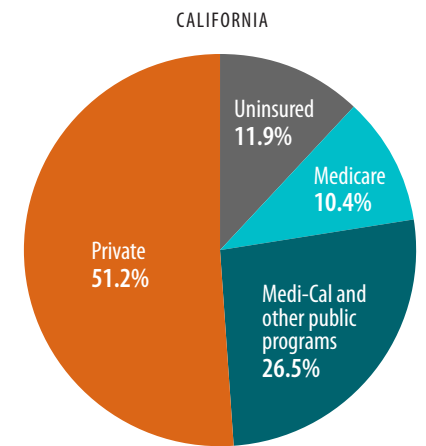
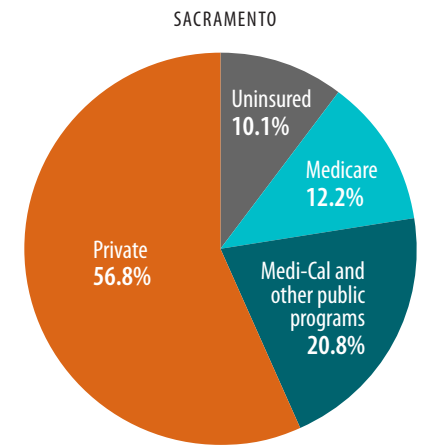
Per 100,000 Population, 2011

	Sacramento	California
Physicians	205	194
Primary care physicians	69	64
Specialists	136	130

Economic Indicators, 2014

	Sacramento	California
Below 100% FPL	12.1%	18.4%
Below 200% FPL	37.4%	40.7%
Unemployment rate	7.2%	7.5%

Source of Health Insurance, All Ages, 2014



Notes: Asian, Black, White, and Other categories are non-Latino. FPL is federal poverty level. Charts may not total 100% due to rounding.

Source: California Health Care Foundation, *Sacramento: Pressures to Control Costs Persist Alongside Growing Capacity and Access Challenges*, www.chcf.org.