

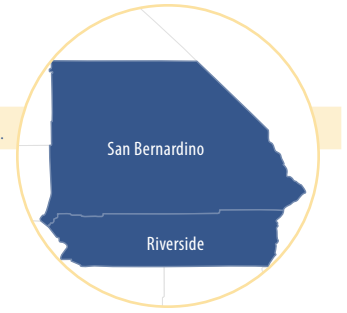


California Health Care Foundation

# California Regional Markets: Riverside/San Bernardino

CALIFORNIA HEALTH CARE ALMANAC QUICK REFERENCE GUIDE

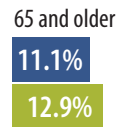
Other guides available at [www.chcf.org](http://www.chcf.org).



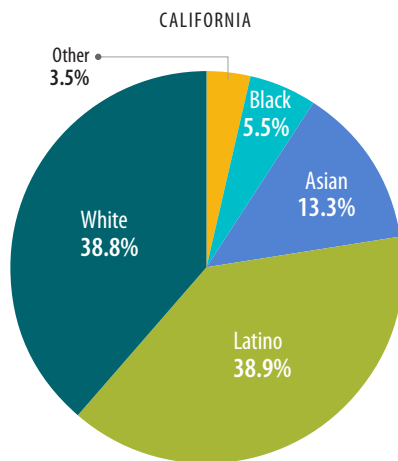
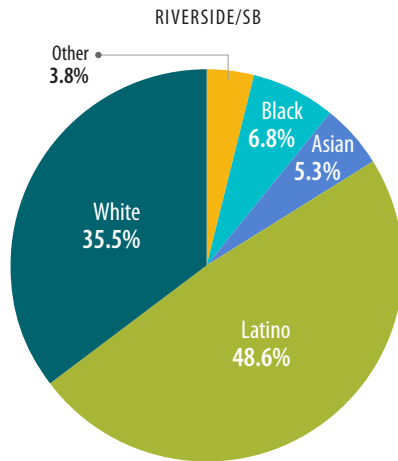
## Population Statistics, 2014

	Riverside/SB	California
Total population (in millions)	4.4	38.8
Population growth, 10-year	18.6%	9.1%
Population growth, 5-year	7.2%	5.0%

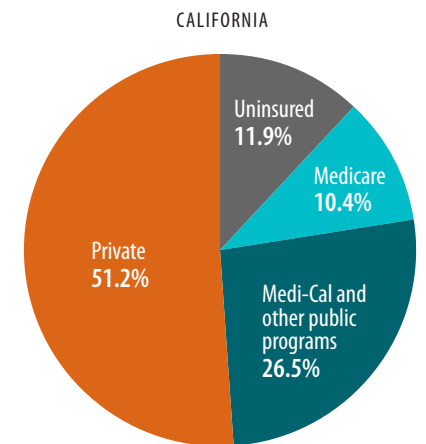
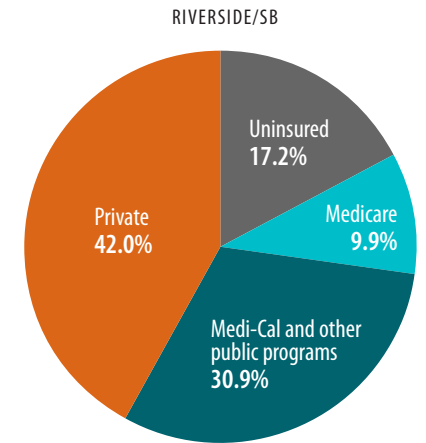
## Age of Population, 2014



## Race/Ethnicity, 2014



## Source of Health Insurance, All Ages, 2014



## Hospitals, 2014

	Riverside/SB	California
Acute care beds per 100,000 (community hospitals)	148.3	181.8
Occupancy rate (licensed acute care beds)	55.2%	53.0%
Average length of stay (in days)	4.2	4.4

## Health Professionals

Per 100,000 Population, 2011

	Riverside/SB	California
Physicians	120	194
Primary care physicians	43	64
Specialists	77	130

## Economic Indicators, 2014

	Riverside/SB	California
Below 100% FPL	22.5%	18.4%
Below 200% FPL	46.3%	40.7%
Unemployment rate	8.2%	7.5%

Notes: Asian, Black, White, and Other categories are non-Latino. FPL is federal poverty level. Charts may not total 100% due to rounding.

Source: California Health Care Foundation, *Riverside/San Bernardino: Despite Large Medi-Cal Expansion, Many Uninsured Remain*, [www.chcf.org](http://www.chcf.org).

©2016 CALIFORNIA HEALTH CARE FOUNDATION

California Health Care

Foundation

1438 Webster Street

Suite 400

Oakland, CA 94612

510.238.1040

[www.chcf.org](http://www.chcf.org)