

# California Regional Markets: Riverside/San Bernardino

CALIFORNIA HEALTH CARE ALMANAC QUICK REFERENCE GUIDE

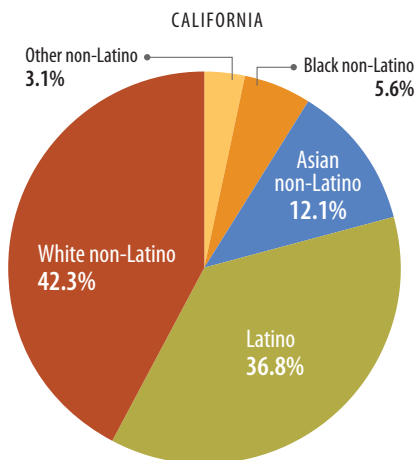
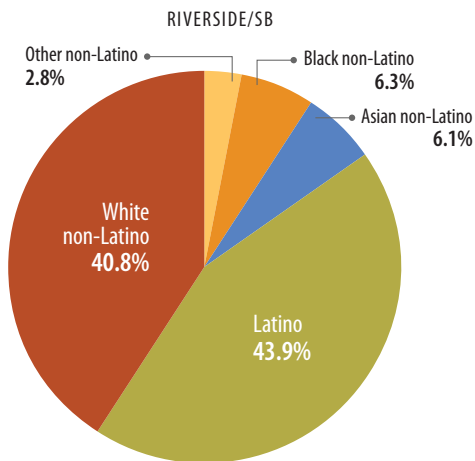
Other guides are available at [www.chcf.org](http://www.chcf.org).



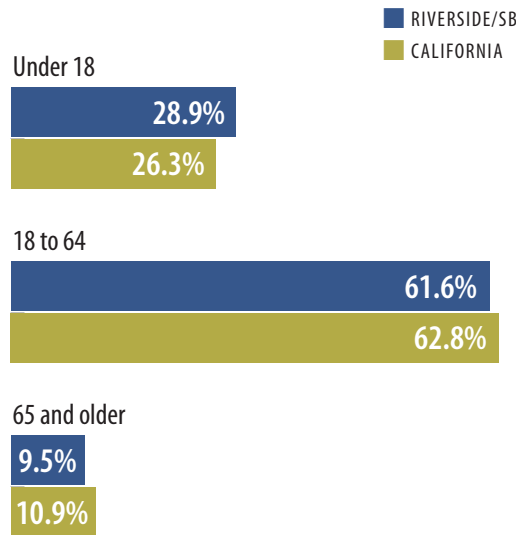
CALIFORNIA  
HEALTHCARE  
FOUNDATION

Population Statistics, 2010	Riverside/SB	California
Total population (in millions)	4.2	37.3
Population growth, 10-year	29.8%	10.0%
Population growth, 5-year	9.4%	4.1%

## Race/Ethnicity, 2009



## Age of Population, 2009



Hospitals, 2010	Riverside/SB	California
Acute care beds (per 100,000 population, community hospitals)	146.4	178.4
Occupancy rate (licensed acute care beds)	62.7%	57.8%
Average length of stay (in days)	4.3	4.5

## Health Professionals

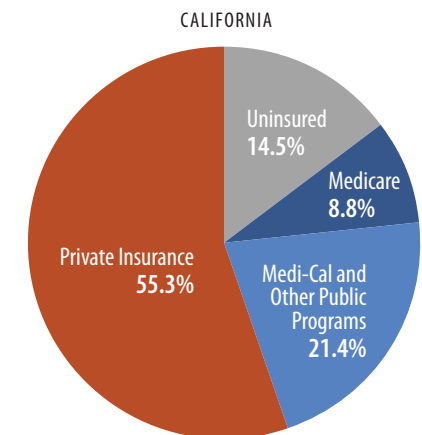
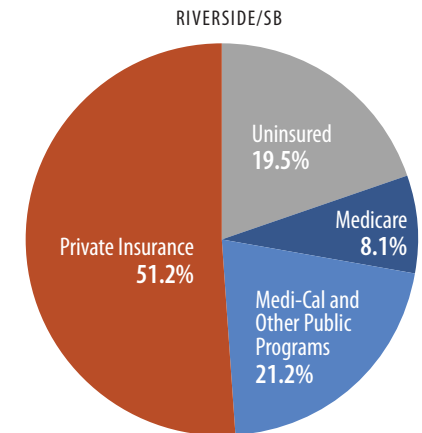
Per 100,000 Population, 2008	Riverside/SB	California
Physicians	110	174
Primary care physicians	40	59
Dentists	47	69

## Economic Indicators

	Riverside/SB	California
Below 100% FPL (2009)	17.0%	17.8%
Below 200% FPL (2009)	38.5%	36.4%
Unemployment rate (2011)	14.7%	12.4%

Note: FPL is federal poverty level.

## Health Insurance, All Ages, 2009



Notes: Charts may not total 100% due to rounding. Region includes Riverside and San Bernardino Counties.

Source: California HealthCare Foundation, "Riverside/San Bernardino: Vast Region, Market Fragmentation Add to Access Woes," [www.chcf.org](http://www.chcf.org).

California HealthCare  
Foundation

1438 Webster Street

Suite 400

Oakland, CA 94612

510.238.1040

[www.chcf.org](http://www.chcf.org)