



California Health Care Foundation

# California Regional Markets: Orange County

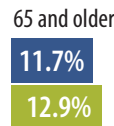
CALIFORNIA HEALTH CARE ALMANAC QUICK REFERENCE GUIDE

Other guides available at [www.chcf.org](http://www.chcf.org).

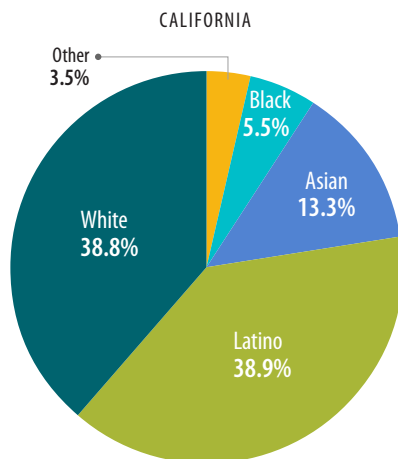
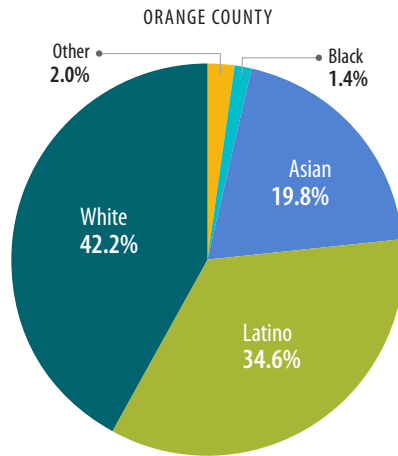


Population Statistics, 2014	Orange County	California
Total population (in millions)	3.1	38.8
Population growth, 10-year	6.4%	9.1%
Population growth, 5-year	3.9%	5.0%

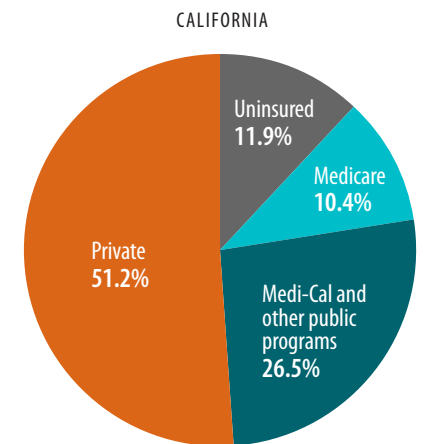
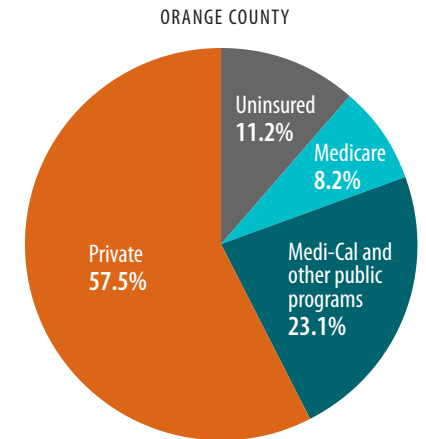
## Age of Population, 2014



## Race/Ethnicity, 2014



## Source of Health Insurance, All Ages, 2014



Hospitals, 2014	Orange County	California
Acute care beds per 100,000 (community hospitals)	168.5	181.8
Occupancy rate (licensed acute care beds)	49.4%	53.0%
Average length of stay (in days)	4.1	4.4

## Health Professionals

Per 100,000 Population, 2011	Orange County	California
Physicians	210	194
Primary care physicians	69	64
Specialists	141	130

## Economic Indicators, 2014

Indicator	Orange County	California
Below 100% FPL	16.0%	18.4%
Below 200% FPL	35.8%	40.7%
Unemployment rate	5.5%	7.5%

Notes: Asian, Black, White, and Other categories are non-Latino. FPL is federal poverty level. Charts may not total 100% due to rounding.

Source: California Health Care Foundation, *Orange County: Changing Market Fuels New Models of Provider Collaboration*, [www.chcf.org](http://www.chcf.org).

©2016 CALIFORNIA HEALTH CARE FOUNDATION

California Health Care

Foundation

1438 Webster Street

Suite 400

Oakland, CA 94612

510.238.1040

[www.chcf.org](http://www.chcf.org)