



California Health Care Foundation

California Regional Markets: Los Angeles

CALIFORNIA HEALTH CARE ALMANAC QUICK REFERENCE GUIDE

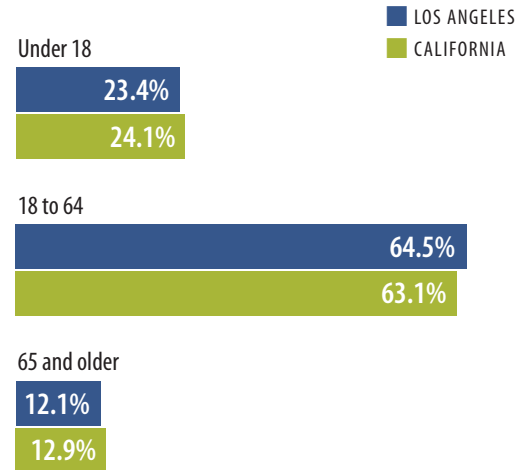
Other guides available at www.chcf.org.



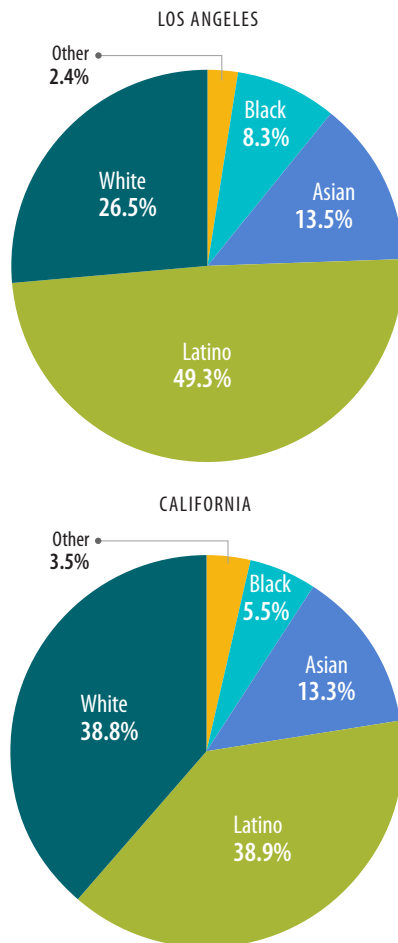
Population Statistics, 2014

	Los Angeles	California
Total population (in millions)	10.1	38.8
Population growth, 10-year	3.1%	9.1%
Population growth, 5-year	2.7%	5.0%

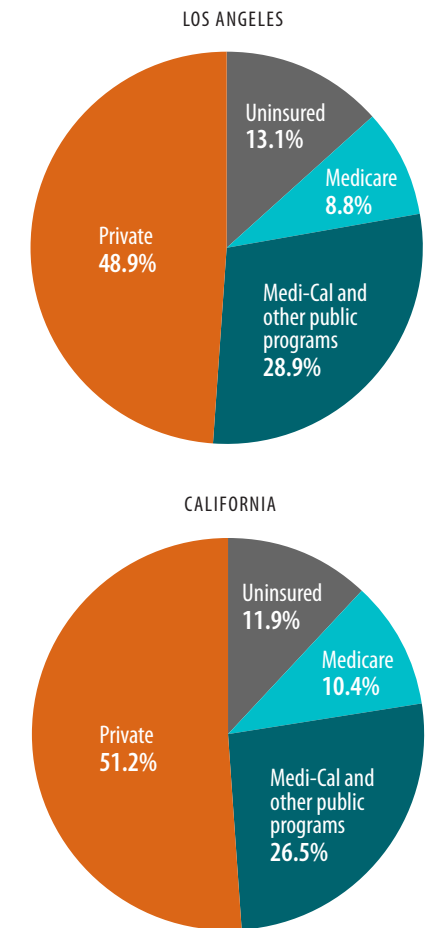
Age of Population, 2014



Race/Ethnicity, 2014



Source of Health Insurance, All Ages, 2014



Hospitals, 2014

	Los Angeles	California
Acute care beds per 100,000 (community hospitals)	184.6	181.8
Occupancy rate (licensed acute care beds)	55.3%	53.0%
Average length of stay (in days)	4.4	4.4

Health Professionals

Per 100,000 Population, 2011

	Los Angeles	California
Physicians	201	194
Primary care physicians	62	64
Specialists	139	130

Economic Indicators, 2014

	Los Angeles	California
Below 100% FPL	21.0%	18.4%
Below 200% FPL	45.1%	40.7%
Unemployment rate	8.3%	7.5%

Notes: Asian, Black, White, and Other categories are non-Latino. FPL is federal poverty level. Charts may not total 100% due to rounding.

Source: California Health Care Foundation, *Los Angeles: Thriving or Surviving in a Fragmented Market*, www.chcf.org.

©2016 CALIFORNIA HEALTH CARE FOUNDATION

California Health Care

Foundation

1438 Webster Street

Suite 400

Oakland, CA 94612

510.238.1040

www.chcf.org