

California Regional Markets: Los Angeles

CALIFORNIA HEALTH CARE ALMANAC QUICK REFERENCE GUIDE

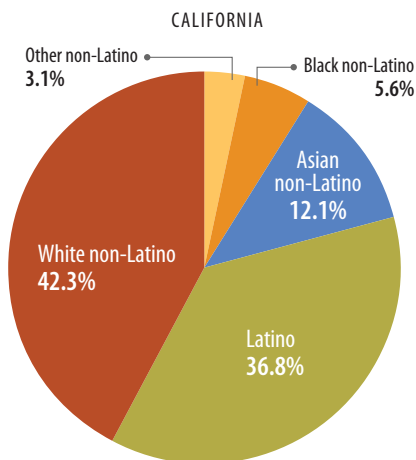
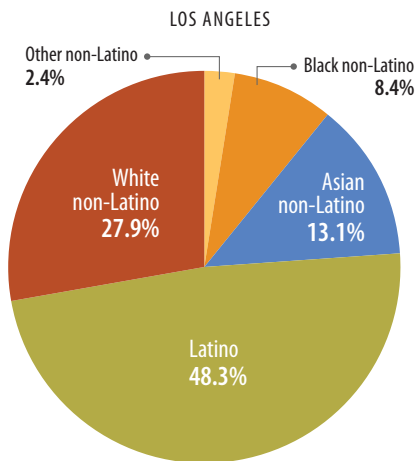
Other guides are available at www.chcf.org.



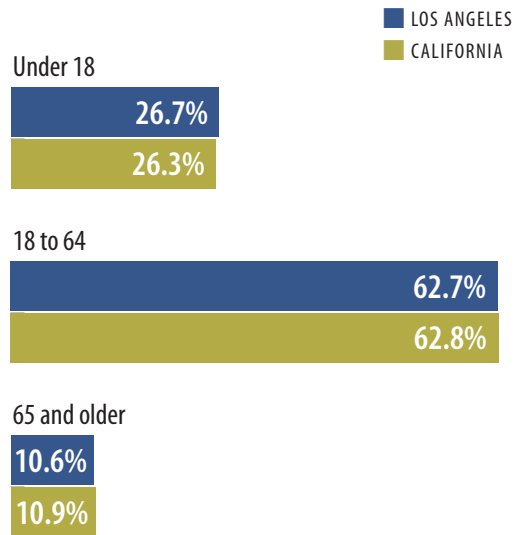
CALIFORNIA
HEALTHCARE
FOUNDATION

Population Statistics, 2010	Los Angeles	California
Total population (in millions)	9.8	37.3
Population growth, 10-year	3.1%	10.0%
Population growth, 5-year	0.1%	4.1%

Race/Ethnicity, 2009



Age of Population, 2009



Hospitals, 2010	Los Angeles	California
Acute care beds (per 100,000 population, community hospitals)	204.6	178.4
Occupancy rate (licensed acute care beds)	60.3%	57.8%
Average length of stay (in days)	4.8	4.5

Health Professionals

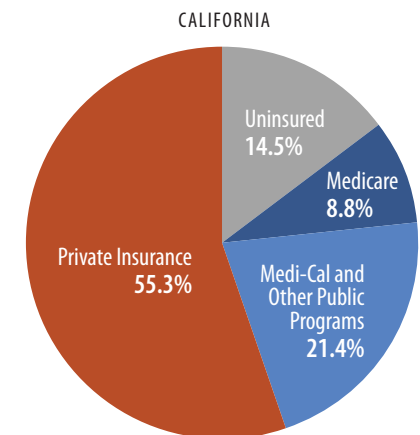
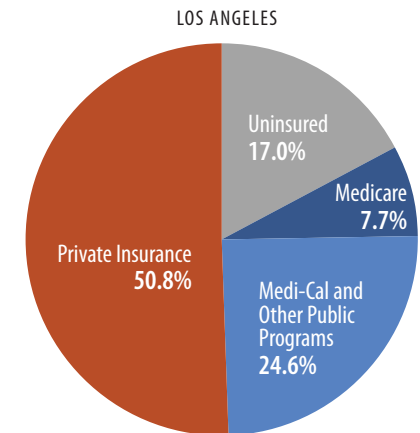
Per 100,000 Population, 2008	Los Angeles	California
Physicians	176	174
Primary care physicians	58	59
Dentists	64	69

Economic Indicators

	Los Angeles	California
Below 100% FPL (2009)	22.7%	17.8%
Below 200% FPL (2009)	42.9%	36.4%
Unemployment rate (2011)	13.3%	12.4%

Note: FPL is federal poverty level.

Health Insurance, All Ages, 2009



Notes: Charts may not total 100% due to rounding. Region includes Los Angeles County.

Source: California HealthCare Foundation, "Los Angeles: Fragmented Health Care Market Shows Signs of Coalescing," www.chcf.org.

California HealthCare
Foundation

1438 Webster Street

Suite 400

Oakland, CA 94612

510.238.1040

www.chcf.org