



California Health Care Foundation

# California Regional Markets: Fresno

CALIFORNIA HEALTH CARE ALMANAC QUICK REFERENCE GUIDE

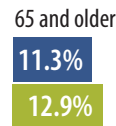
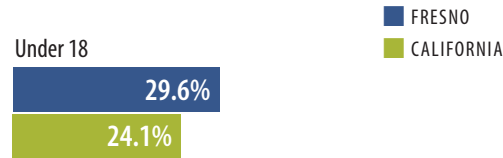
Other guides available at [www.chcf.org](http://www.chcf.org).



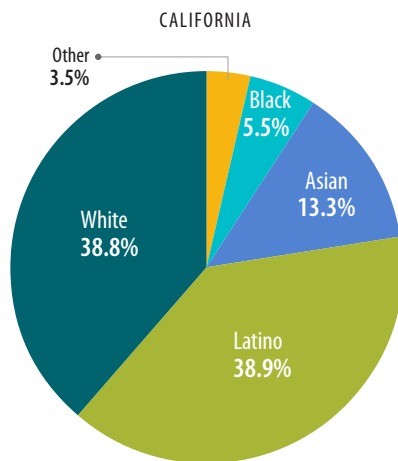
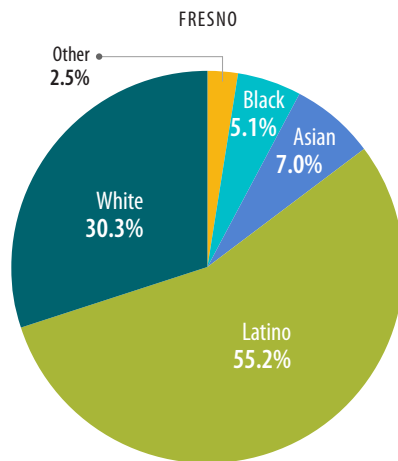
## Population Statistics, 2014

	Fresno	California
Total population (in millions)	1.7	38.8
Population growth, 10-year	13.4%	9.1%
Population growth, 5-year	5.7%	5.0%

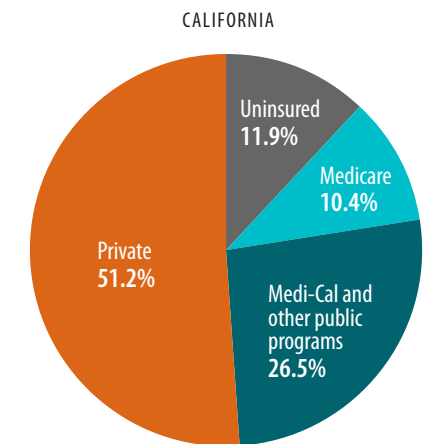
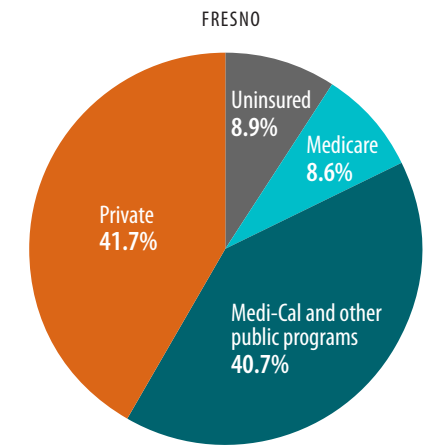
## Age of Population, 2014



## Race/Ethnicity, 2014



## Source of Health Insurance, All Ages, 2014



## Hospitals, 2014

	Fresno	California
Acute care beds per 100,000 (community hospitals)	144.6	181.8
Occupancy rate (licensed acute care beds)	59.7%	53.0%
Average length of stay (in days)	4.4	4.4

## Health Professionals

Per 100,000 Population, 2011

	Fresno	California
Physicians	128	194
Primary care physicians	47	64
Specialists	81	130

## Economic Indicators, 2014

	Fresno	California
Below 100% FPL	28.3%	18.4%
Below 200% FPL	56.2%	40.7%
Unemployment rate	12.0%	7.5%

Notes: Asian, Black, White, and Other categories are non-Latino. FPL is federal poverty level. Charts may not total 100% due to rounding.

Source: California Health Care Foundation, *Fresno: As Uninsured Rate Falls, Capacity Constraints Grow*, [www.chcf.org](http://www.chcf.org).

©2016 CALIFORNIA HEALTH CARE FOUNDATION

California Health Care

Foundation

1438 Webster Street

Suite 400

Oakland, CA 94612

510.238.1040

[www.chcf.org](http://www.chcf.org)