

# California's Clinical Laboratory Scientists and Technicians, 2014

CALIFORNIA HEALTH CARE ALMANAC QUICK REFERENCE GUIDE

Other guides are available at [www.chcf.org](http://www.chcf.org).



CALIFORNIA  
HEALTHCARE  
FOUNDATION

## Employment

### CALIFORNIA

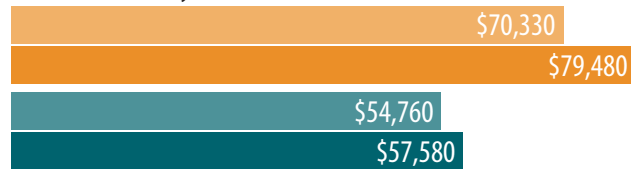
	2001	2012	CHANGE
Clinical Laboratory Scientists . . .	12,790	10,850	-15.2%
Medical/Clinical Lab Technicians. . .	13,480	15,970	+18.5%

### UNITED STATES

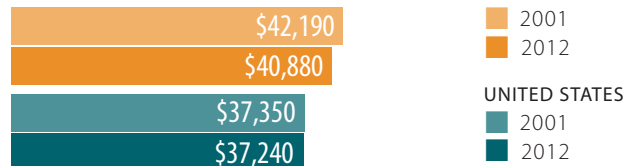
	2001	2012	CHANGE
Clinical Laboratory Scientists . . .	145,400	160,700	+10.5%
Medical/Clinical Lab Technicians. . .	146,920	157,920	+7.5%

## Real Median Wages, 2001 vs. 2012

### Clinical Laboratory Scientists

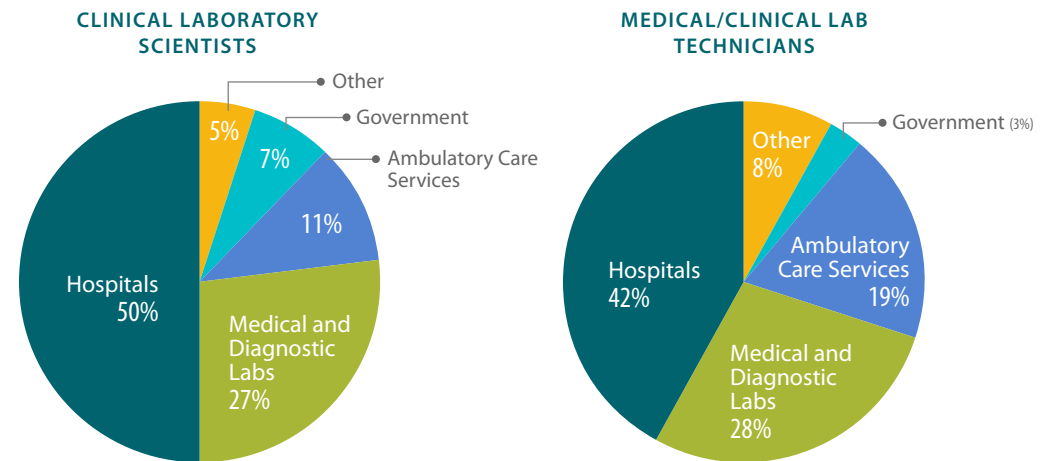


### Medical/Clinical Lab Technicians



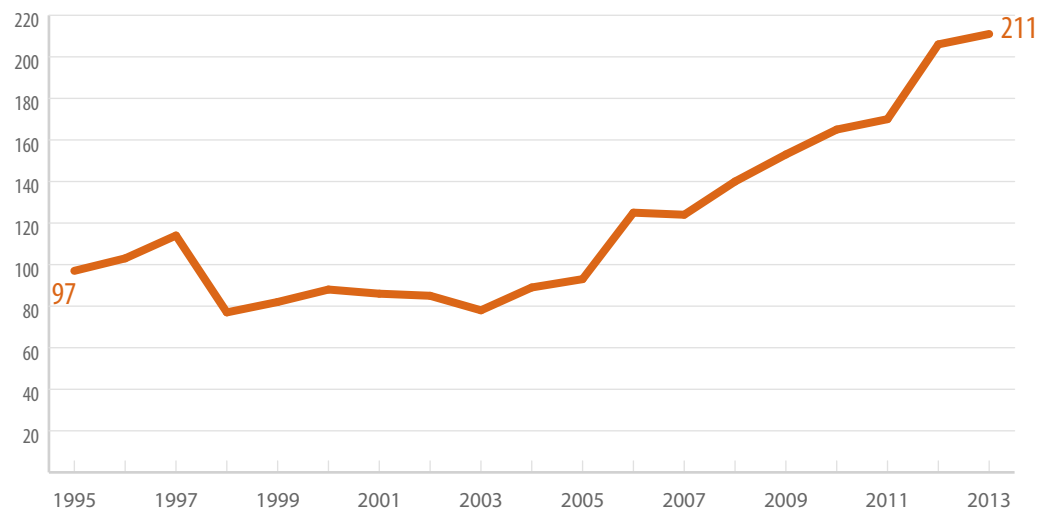
Sources: US Bureau of Labor Statistics, Occupational Employment Statistics Survey, 2001 and 2012; CPI Inflation Calculator.

## Work Setting, 2010



Source: California Employment Development Department, Industry-Occupation Matrix, 2010.

## Number of Graduates, Clinical Laboratory Scientist Programs, 1995 to 2013



Source: Program directors at individual training programs.

Notes: Clinical Laboratory Scientists are also referred to as Medical and Clinical Laboratory Technologists. Technicians refers to Medical and Clinical Laboratory Technicians.

©2014 CALIFORNIA HEALTHCARE FOUNDATION

California HealthCare  
Foundation

1438 Webster Street  
Suite 400

Oakland, CA 94612

510.238.1040

[www.chcf.org](http://www.chcf.org)