

California Health Insurers, Enrollment

Part of California Health Care Foundation's *California Health Insurers* series, available at www.chcf.org.

CALIFORNIA HEALTH CARE ALMANAC QUICK REFERENCE GUIDE

SEPTEMBER 2016



California Health Care Foundation

Insurers, by Regulator, 2015

Number of Insurers with Enrollment

Regulator	DMHC	CDI
Number of Insurers with Enrollment	64	76

Enrollment, by Regulator, 2015

(in millions)

Commercial

▶ Individual

▶ Small Group

▶ Large Group

Public, managed care

▶ Medicare

▶ Medi-Cal and Other Public*

Commercial and Public

Administrative Services Only (ASO)

Commercial and Public + ASO

Other Insured and From Other Plans†

	DMHC	CDI	GROWTH/DECLINE*	
Commercial	12.7	1.4	4%	-20%
▶ Individual	2.0	0.3	13%	-19%
▶ Small Group	1.8	0.2	13%	-49%
▶ Large Group	8.9	0.8	0%	-4%
Public, managed care	12.6	0.0	6%	-22%
▶ Medicare	2.2	0.0	3%	-22%
▶ Medi-Cal and Other Public*	10.3	0.0	7%	0%
Commercial and Public	25.3	1.4	5%	-20%
Administrative Services Only (ASO)	1.1	5.5	8%	3%
Commercial and Public + ASO	26.4	6.9	5%	-3%
Other Insured and From Other Plans†	4.0	0.8	28%	-12%

*Enrollment reported by regulators. Medi-Cal managed care figures from California Department of Health Care Services are about 0.1 million lower in 2015.

†Other Insured (1.3 million, which includes student and mini-med plans). From Other Plans (3.5 million enrollees subcontracted).

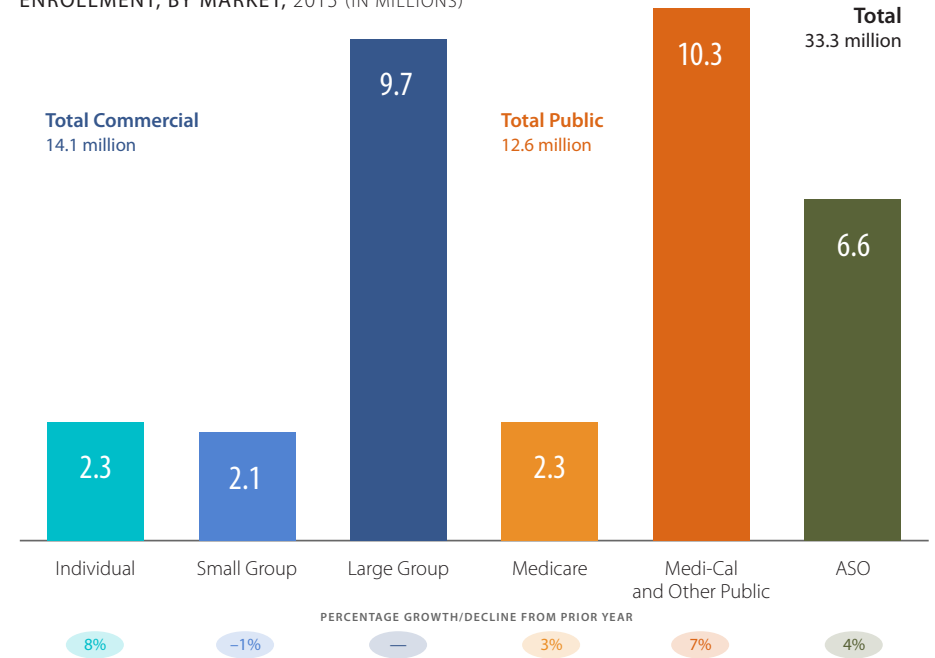
COMMERCIAL ENROLLMENT, BY REGULATOR AND PRODUCT TYPE

2015 (IN MILLIONS)

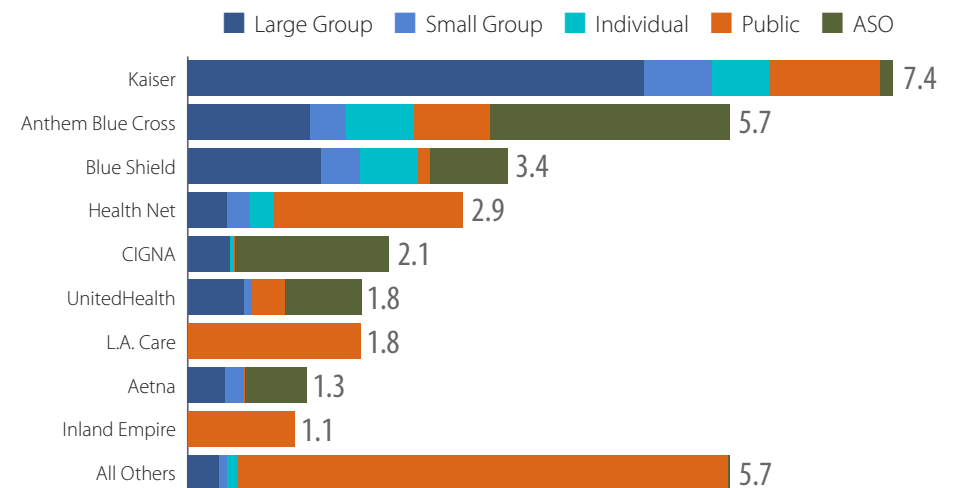


‡Other includes exclusive provider organization (EPO), fee-for-service (FFS), high deductible health plan (HDHP), and other major medical products.

ENROLLMENT, BY MARKET, 2015 (IN MILLIONS)



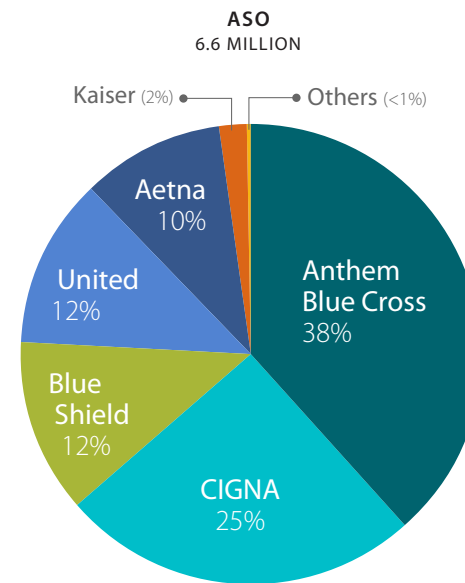
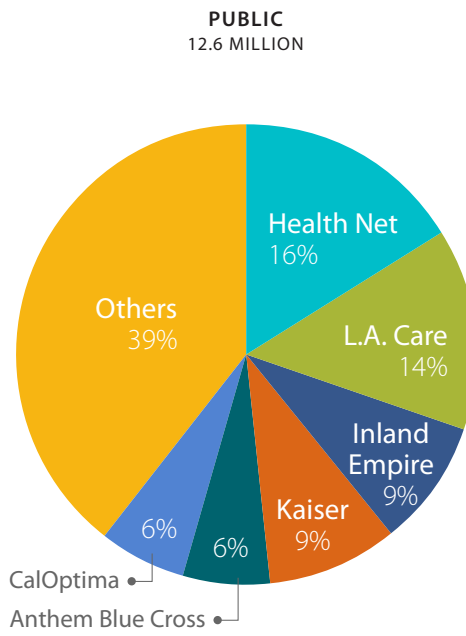
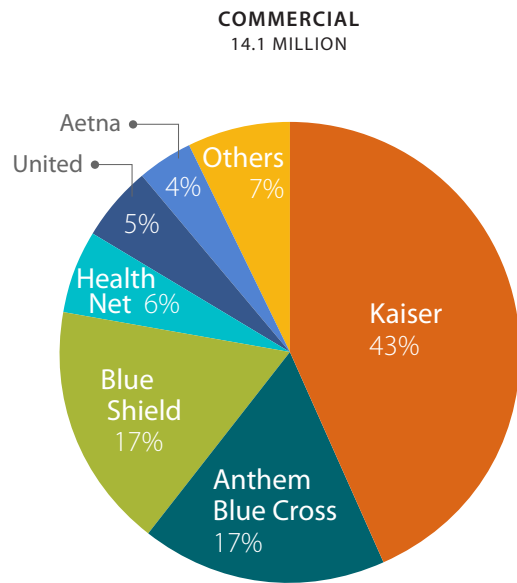
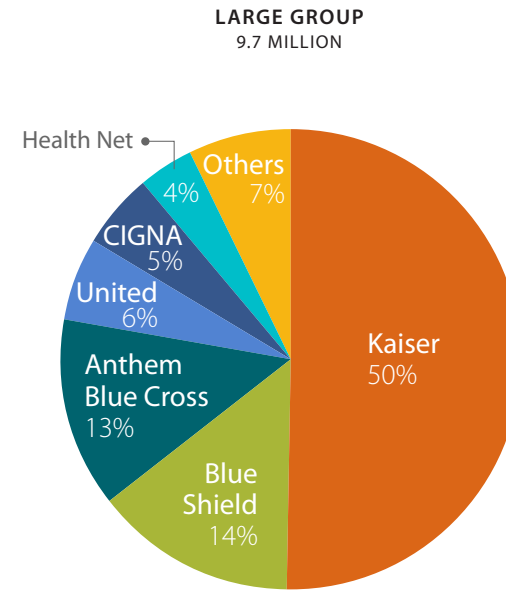
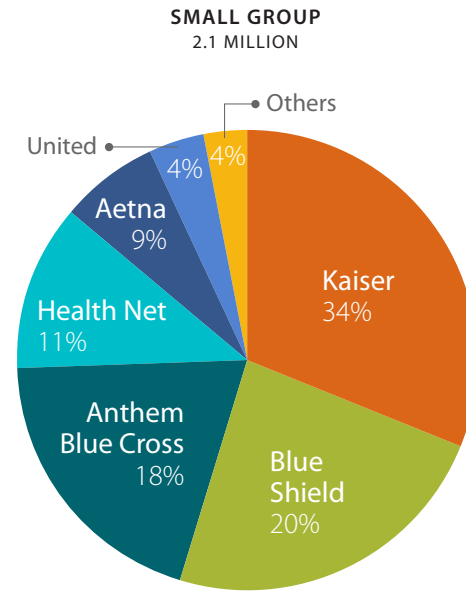
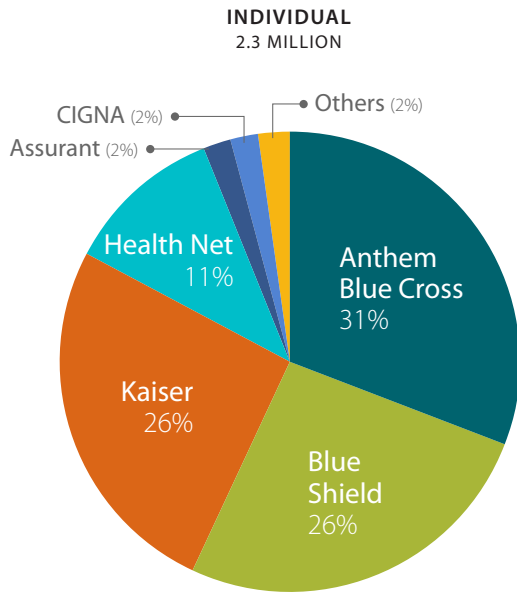
ENROLLMENT, BY INSURER AND MARKET, 2015 (IN MILLIONS)



Notes: All figures are as of December 2015. Medicare and Medi-Cal figures reflect managed care enrollment only.

Sources: Department of Managed Health Care (DMHC): Enrollment Summary Report, 2015. California Department of Insurance (CDI): Covered Lives Report, 2015.

Enrollment, by Market and Insurer, 2015



Notes: All figures are as of December 2015. Commercial includes individual, small group, and large group markets. United stands for UnitedHealthcare. Public figures reflect managed care enrollment only. Segments may not add to 100% due to rounding.

Sources: Department of Managed Health Care (DMHC): Enrollment Summary Report, 2015. California Department of Insurance (CDI): Covered Lives Report, 2015.

©2016 CALIFORNIA HEALTH CARE FOUNDATION