



CALIFORNIA
HEALTHCARE
FOUNDATION

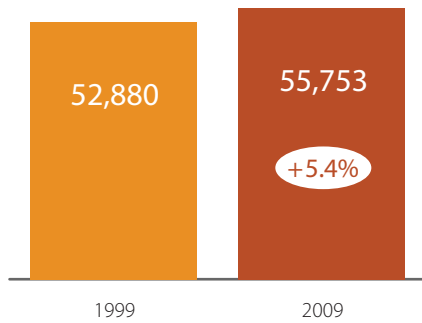
Cancer in California

A supplement to California HealthCare Foundation's *One Million Lives: Cancer in California*, available at www.chcf.org.

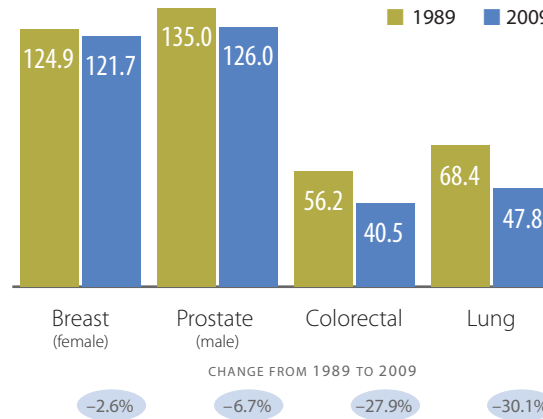
CALIFORNIA HEALTH CARE ALMANAC QUICK REFERENCE GUIDE

Other guides are available at www.chcf.org.

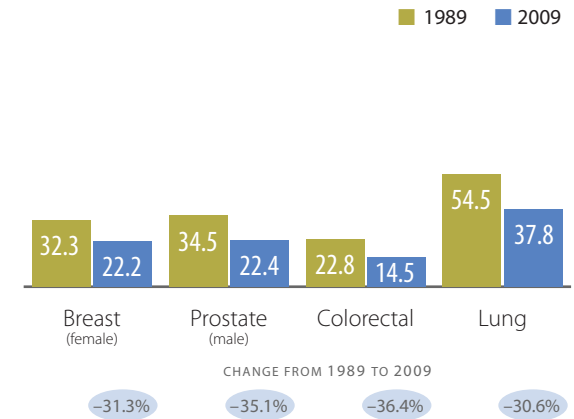
Cancer Deaths, California, 1999 and 2009



Incidence Rates, Selected Cancers, California

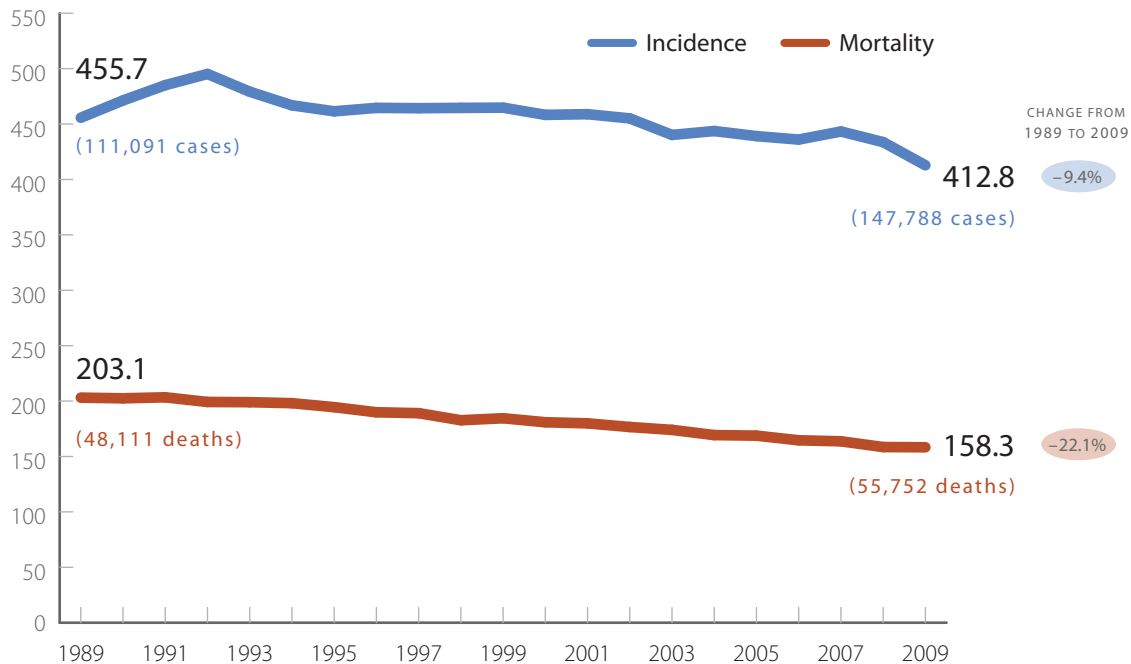


Mortality Rates, Selected Cancers, California

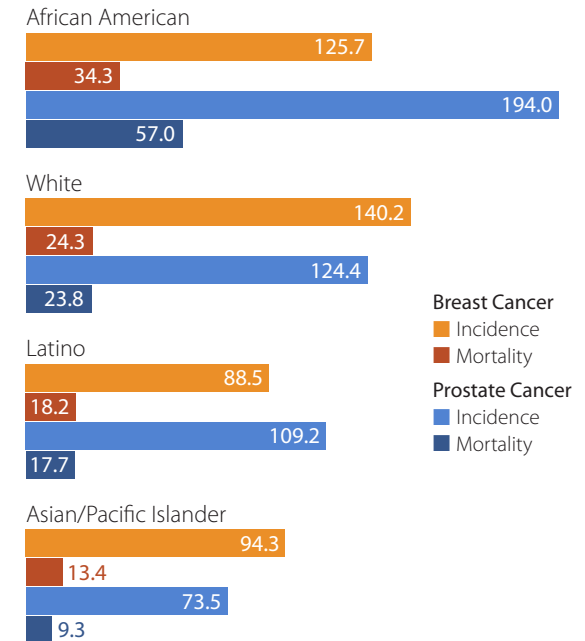


Cancer Incidence and Mortality Rates, California, 1989 to 2009

PER 100,000 POPULATION



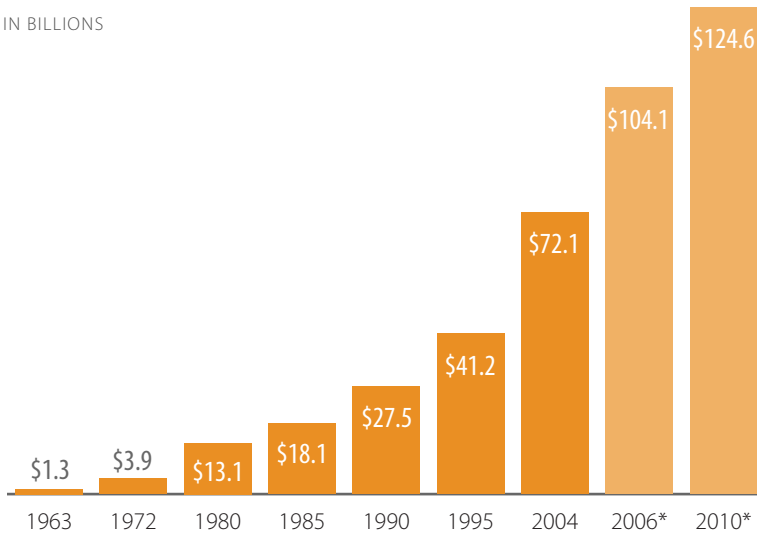
Incidence and Mortality Rates, Selected Cancers by Race/Ethnicity, California, 2009



Note: Rates are age-adjusted to the 2000 U.S. Standard Million Population. Excludes in situ cancers, except bladder. The Veterans Health Administration did not report cancer cases to CCR in 2005–2009; therefore, incidence counts for adult males in 2005–2009 are underestimated and should be interpreted with caution.

Cancer Treatment Expenditures, United States, 1963 to 2010

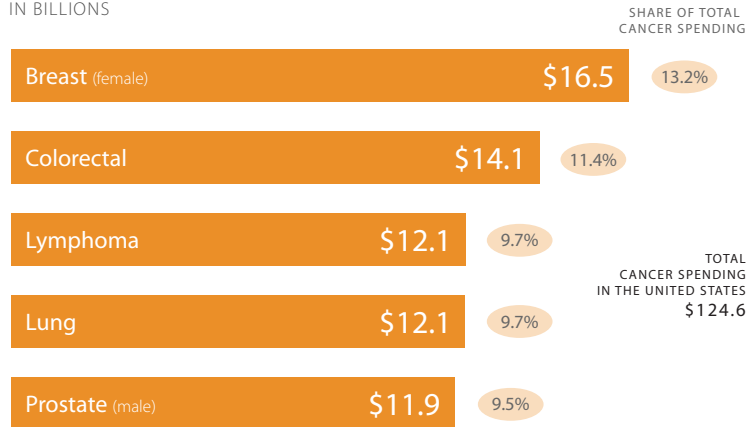
IN BILLIONS



Note: Starting in 2006, cancer care expenditures began to be estimated using new methods with the most recent cancer incidence, survival, and cost of care data. As a result, these estimates of cancer care expenditures may not be directly comparable to those reported elsewhere. The 2010 expenditures are an NCI projection.

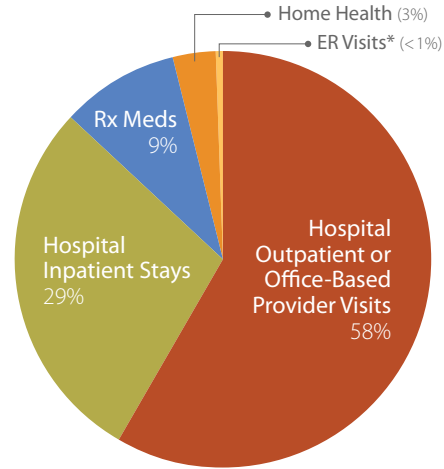
Estimated Costs of Cancer Care, Top Five Cancers, United States, 2010

IN BILLIONS

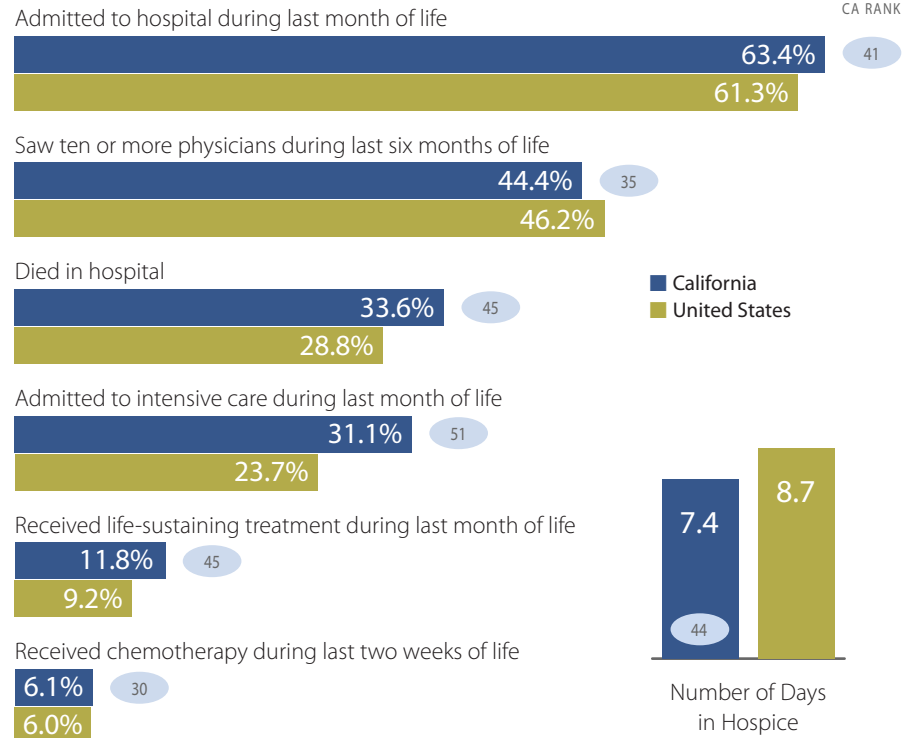


Cancer Expenses, by Type of Service, United States, 2009

United States, 2009



End-of-Life Care for Medicare Cancer Patients, California vs. United States, 2003–2007



Note: Data population includes Medicare patients, aged 65 to 99, with poor prognosis cancer diagnoses, with full Part A and B entitlement and no HMO enrollment during the measurement period, and who died during the measurement period. Rates adjusted for age, sex race, cancer type, and non-cancer chronic conditions. California also has higher hospital days and ICU days per cancer patient during the last month of life.